



Gaming  
Commission

# ANNUAL REPORT 2022

DIVISION OF CHARITABLE GAMING

---

DIVISION OF GAMING

---

DIVISION OF HORSE RACING  
AND PARI-MUTUEL WAGERING

---

DIVISION OF LOTTERY



Letter from the Executive Director .....	1
Locations of Gaming Facilities, Racetracks, and Customer Service Centers .....	2
About the Commission .....	3
Commissioners .....	7
Division of Charitable Gaming .....	9
Division of Gaming .....	12
Indian Gaming .....	12
Commercial Gaming .....	12
Mobile Sports Wagering .....	14
Video Lottery Gaming .....	15
Interactive Fantasy Sports .....	16
Division of Horse Racing and Pari-Mutuel Wagering .....	17
Office of The Equine Medical Director .....	26
Division of Lottery .....	27
Traditional Lottery .....	28
Video Lottery Gaming .....	29
Minority- and Women-Owned Business .....	31
Bureau of Licensing .....	32
Responsible Gaming .....	33
Rulemaking .....	34



**To:     The Honorable Kathy Hochul, Governor of New York  
          Members of the New York State Legislature  
          Robert Megna, Director of the Budget  
          March 31, 2023**

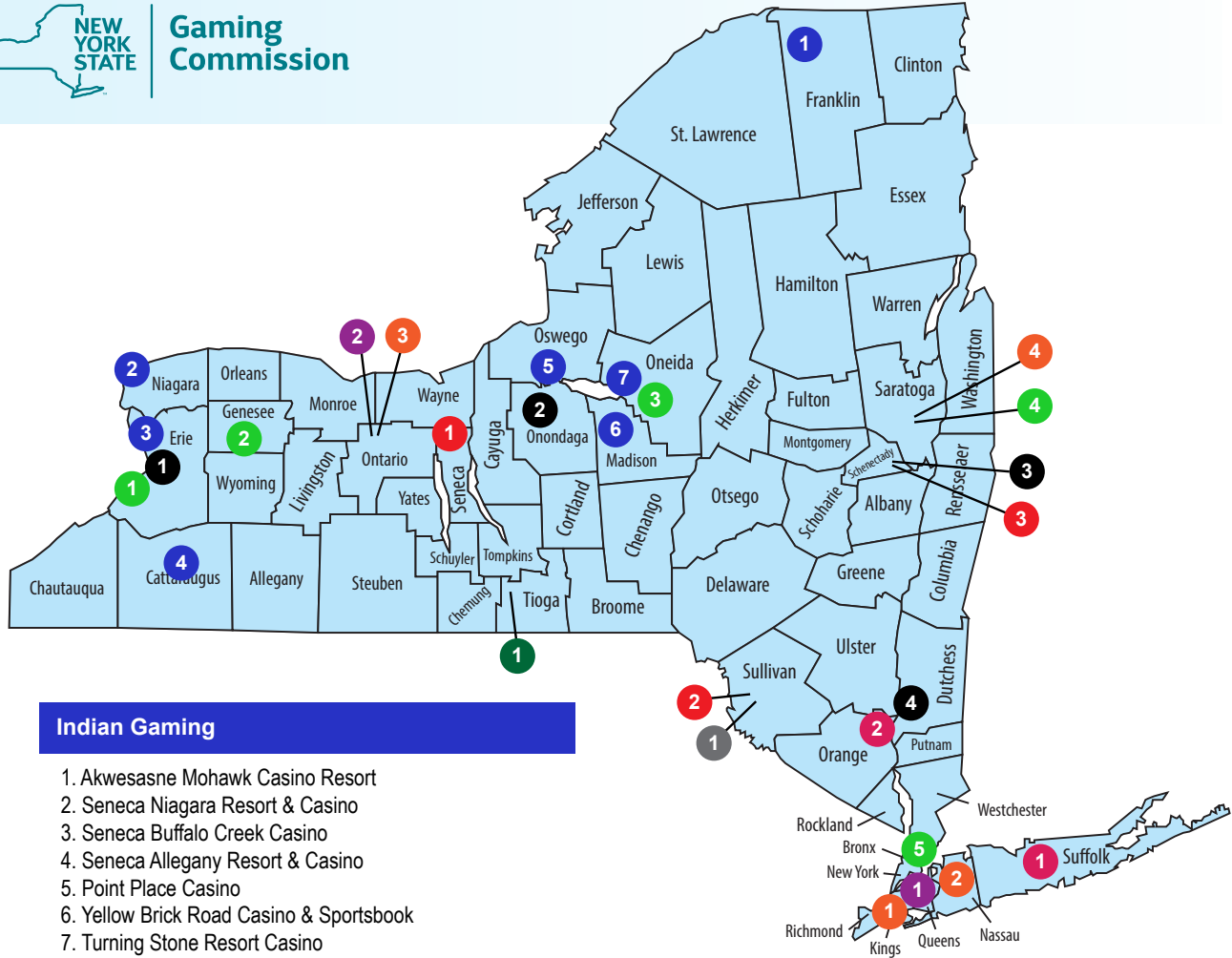
On behalf of the New York State Gaming Commission, I respectfully submit this 2022 Annual Report, as required by N.Y. Racing, Pari-Mutuel Wagering and Breeding Law Section 104(18). Incorporated into this Report is the simulcast report required by N.Y. Racing, Pari-Mutuel Wagering and Breeding Law Sections 236(2), 318(1)(a)(iii), 318(1)(b)(i), and 1002(2). Financial information and other data provided for the Division of Lottery and the Division of Gaming are by the State's fiscal year; all other financial information and data is on a calendar year basis.

A handwritten signature in black ink, appearing to read "Robert Williams", with a long horizontal line extending to the right.

Robert Williams  
*Executive Director*



**Gaming  
Commission**



**Indian Gaming**

1. Akwesasne Mohawk Casino Resort
2. Seneca Niagara Resort & Casino
3. Seneca Buffalo Creek Casino
4. Seneca Allegany Resort & Casino
5. Point Place Casino
6. Yellow Brick Road Casino & Sportsbook
7. Turning Stone Resort Casino

**Video Lottery & Harness Racetracks**

1. Hamburg Gaming & Buffalo Raceway at The Fairgrounds
2. Batavia Downs Gaming & Hotel
3. Vernon Downs Casino Hotel
4. Saratoga Casino Hotel
5. Empire City Casino by MGM Resorts / Yonkers Raceway

**Stand-Alone Video Lottery Gaming Properties**

1. Jake's 58 Casino Hotel
2. Resorts World Hudson Valley

**Video Lottery at Thoroughbred Racetracks**

1. Resorts World New York City at Aqueduct Racetrack
2. Finger Lakes Gaming & Racetrack

**Thoroughbred Racetracks**

1. Aqueduct Racetrack
2. Belmont Racetrack
3. Finger Lakes Racetrack
4. Saratoga Race Course

**Lottery Customer Service Centers**

1. Buffalo
2. Syracuse
3. Schenectady
4. Fishkill

**Commercial Casino & Harness Racetrack**

1. Tioga Downs Casino Resort & Harness Racing

**Commercial Gaming**

1. del Lago Resort & Casino
2. Resorts World Catskills
3. Rivers Casino & Resort Schenectady

**Stand-Alone Harness Racetrack**

1. Monticello Raceway

## About The Commission

### Mission Statement

It is the Mission of the New York State Gaming Commission to ensure that all lawful gaming and horse racing activity conducted in this State is of the highest integrity, credibility and quality. Operating in the most efficient and transparent manner, the Commission conducts the New York Lottery and serves the best interests of the public by providing responsive and effective state gaming regulation. The Commission strives to ensure that all stakeholders in the gaming and horse racing industries, including the consumers who wager on activities regulated or operated by the Commission, are treated in an equitable and responsible manner and to promote the health and safety of horses and all participants in racing. By consolidating various regulatory functions into one oversight body with broad powers, the Commission seeks to ensure fair and strict regulation of all gaming activity while reducing costs and regulatory burdens to the gaming industry. The Commission aspires to provide the regulatory structure necessary for New York gaming activity to operate effectively in a global, evolving and increasingly competitive marketplace to generate revenue for aid to education and for the support of government, and to contribute to overall economic development and job creation in New York.

### Services to the Public

The Commission regulates and provides oversight for all aspects of lawful gaming and gaming-like activity in the State, including charitable gaming; gaming, which includes commercial casinos, video lottery gaming and Class III Indian gaming; horse racing and pari-mutuel wagering; the State Lottery; sports wagering and interactive fantasy sports which, by law, is not considered gambling.

### Division of Charitable Gaming

Division staff issue identification numbers to qualified religious, charitable, and not-for-profit organizations for charitable gaming activities, review applications for licenses to gaming suppliers, approve bell jar tickets and issue approval to organizations for the sales of raffle tickets through the internet. The Division also conducts training and assists organizations that request guidance or have regulatory issues.

### Division of Gaming

#### Commercial Gaming

Division staff at each of New York's four commercial casinos are responsible for regulatory reviews of operations and to ensure the gaming is conducted in accordance with all applicable laws, rules, and regulations. The Division also conducts or causes the conduct of background investigations on all employees of the casino and related enterprises who conduct gaming-related business with each facility.

#### Class III Indian Gaming

Pursuant to each tribal-state compact, the Division staff jointly regulates or oversees Class III gaming facilities with a Nation or Tribal Gaming Agency. The Division maintains a presence at each of the Class III Indian Gaming facilities to maintain the integrity of all activities and to ensure the fair and honest operation of all gaming activities. In addition, the Division conducts or causes the conduct background investigations on all employees of the casino and related enterprises who conduct certain business to ensure their suitability.

#### Video Lottery Gaming

The Commission has staff located at each of the eight video lottery gaming facilities. Staff perform regular operational reviews to ensure gaming is conducted in accordance with all applicable laws, rules, and regulations. Additionally, the Division conducts or causes to be conducted background investigations on all employees of the facility and certain enterprises who conduct business with each facility.

### Interactive Fantasy Sports

Division staff is responsible for reviewing applications for registration and issuing temporary operating permits for entities wishing to engage in Interactive Fantasy Sports within the State. Staff also reviews and considers requests for contests.

### Sports Wagering

New York State law authorizes mobile sports wagering when a sports wager is made through virtual or electronic means from a location within New York and is transmitted to and accepted by electronic equipment located at a licensed commercial casino gaming facility. The statutory purpose of mobile sports wagering is to ensure maximized sustainable, long-term revenue for the State.

### Video Lottery Gaming

The Commission has staff located at each video lottery gaming facility. Staff perform regular operational reviews to ensure gaming is conducted in accordance with all applicable laws, rules, and regulations. Additionally, the Division conducts or causes to be conducted background investigations on all employees of the facility and certain enterprises who conduct business with each facility.

## Division of Horse Racing and Pari-Mutuel Wagering

Division staff provide oversight and regulation of horse racing and pari-mutuel wagering. Staff is responsible for the regulation of the racing and wagering operators to ensure business is conducted in accordance with all applicable laws, rules, and regulations. This includes the review of applications for occupational licenses.

## Division of Lottery

The Division of Lottery maintains regional staff who provide licensed sales agents with on-going support in inventory management, promotions, and responsible sales practices. Lottery staff also engage in ongoing retailer recruitment. In addition, Lottery operates stand-alone regional Customer Service Centers which process claims.

## Calendar Year 2022 Commission Meetings

■ 1/11/2022 ■ 2/28/2022 ■ 3/28/2022 ■ 6/29/2022 ■ 8/22/2022 ■ 10/3/2022 ■ 10/27/2022 ■ 12/12/2022

## Landmark Gaming Law, Rulemaking and Regulation

- ◆ 1821: State Constitution prohibits new lotteries.
- ◆ 1846: State Constitution prohibits all lotteries.
- ◆ 1894: State Constitution prohibits all forms of gambling.
- ◆ 1939: Pari-mutuel betting on horse racing is authorized.
- ◆ 1957: Charitable bingo authorized.
- ◆ 1966: State Lottery authorized.
- ◆ 1975: Charitable games of chance are authorized.
- ◆ 1981: Lottery subscriptions begin with Lotto.
- ◆ 1993: New York enters a Class III Gaming Compact with the Oneida Indian Nation.
- ◆ 1993: New York enters a Class III Gaming Compact with Saint Regis Mohawk Tribe.
- ◆ 2001: Video lottery gaming is authorized.

- ◆ 2002: New York enters a Class III Gaming Compact with Seneca Nation of Indians.
- ◆ 2013: The Upstate New York Gaming and Economic Development Act is signed into law.
- ◆ 2013: State Constitution is amended to authorize casino gaming at no more than seven facilities statewide.
- ◆ 2014: Gaming Facility Location Board unanimously approves selections for three entities for consideration for commercial gaming facility licensure.
- ◆ 2015: Commission awards gaming facility licenses to the three applicants.
- ◆ 2016: Gaming Facility Location Board unanimously selects a fourth entity for consideration for commercial gaming facility licensure.
- ◆ 2016: The operation of Interactive Fantasy Sports is authorized.
- ◆ 2018: The Supreme Court of the United States overturns the Professional and Amateur Sports Protection Act that prevented states other than Delaware, Montana, Nevada, Oregon from regulating sports wagering.
- ◆ 2019: Commission adopts sports wagering regulations for commercial casinos.

## Notable Dates in New York's Gambling History

- ◆ 1838: Goshen Historic Track opens.
- ◆ August 3, 1863: Saratoga Race Course conducts its first organized meet.
- ◆ September 27, 1894: Aqueduct Racetrack opens.
- ◆ 1899: Yonkers Raceway opens.
- ◆ September 20, 1940: Batavia Downs opens.
- ◆ 1941: Saratoga Raceway opens.
- ◆ June 1942: Buffalo Raceway at the Fairgrounds opens.
- ◆ 1953: Vernon Downs opens.
- ◆ June 27, 1958: Monticello Raceway opens.
- ◆ May 23, 1962: Finger Lakes Racetrack opens.
- ◆ June 1, 1967: The first day of sales for the New York Lottery.
- ◆ April 8, 1971: New York City Off-Track Betting formed.
- ◆ 1973: Western Regional Off-Track Betting Corporation formed.
- ◆ 1975: Suffolk Off-Track Betting Corporation, Nassau Off-Track Betting Corporation, Capital Region Off-Track Betting Corporation formed.
- ◆ 1976:
  - Catskill Off-Track Betting Corporation formed.
  - Tioga Park opens (later to become Tioga Downs).
  - October 11, 1976: The first \$1 million Lottery winner.

- ♦ January 22, 1989: “Quick Pick” player option introduced.
- ♦ July 20, 1993: Turning Stone Casino opens.
- ♦ September 6, 1995: The Quick Draw game starts.
- ♦ April 12, 1999: Akwesasne Mohawk Casino opens.
- ♦ 2002:
  - May 2002: New York Lottery joins Mega Millions.
  - December 31, 2002: Seneca Niagara Casino opens.
- ♦ 2004:
  - January 28, 2004: Video lottery gaming facility opens at Saratoga Casino & Raceway.
  - February 18, 2004: Video lottery gaming facility opens at Finger Lakes Gaming & Racetrack.
  - March 17, 2004: Video lottery gaming facility opens at Fairgrounds Gaming & Raceway.
  - May 1, 2004: Seneca Allegany Casino opens.
  - June 30, 2004: Video lottery gaming facility opens at Mighty M Gaming at Monticello Raceway.
- ♦ May 18, 2005: Video lottery gaming facility opens at Batavia Downs Gaming.
- ♦ 2006:
  - July 4, 2006: Video lottery gaming facility opens at Tioga Downs Gaming Racing Entertainment.
  - October 11, 2006: Video lottery gaming facility opens at Empire City at Yonkers Raceway.
  - October 26, 2006: Video lottery gaming facility opens at Vernon Downs Gaming Racing Entertainment.
- ♦ July 3, 2007: Seneca Buffalo Creek Casino opens.
- ♦ February, 2010: New York Lottery joins Powerball.
- ♦ December 7, 2010: New York City OTB closes.
- ♦ October 28, 2011: Video lottery gaming facility opens at Resorts World Casino New York City.
- ♦ December 1, 2016: The first commercial gaming facility opens at Tioga Downs.
- ♦ 2017:
  - January 31, 2017: The second commercial gaming facility opens at del Lago.
  - February 6, 2017: The third commercial gaming facility opens at Rivers.
  - February 27, 2017: Video lottery gaming facility opens at Jake’s 58.
- ♦ February 5, 2018: The fourth commercial gaming facility opens at Resorts World Catskills.
- ♦ July 16, 2019: First lawful sports wager made in New York at Rivers.
- ♦ 2021:
  - Commission adopts rulemaking to allow licensed Lottery courier services to purchase and deliver Lottery tickets to customers
  - Commission adopts mobile sports wagering regulations and related regulations governing in-person sports wagering at licensed commercial casinos.
- ♦ 2022:
  - January 8, 2022: First lawful mobile sports wager made in New York State.
  - December 28, 2022: Video lottery gaming facility opens at Resorts World Hudson Valley.



## Commissioners

Commissioners are appointed by the Governor to serve a five-year unpaid term. One member is recommended for appointment by the Speaker of the Assembly and one member is recommended for appointment by the Temporary President of the Senate.

### Brian O'Dwyer: Chair



A lifelong New Yorker, Brian O'Dwyer has been an advocate for working men and women and immigrants. A graduate of the High School of Music and Art (now LaGuardia High School) he went on to obtain a Bachelor of Arts from The George Washington University in Spanish American Literature, a Masters in Spanish from Middlebury College, a Juris Doctor degree from Georgetown University and a LLM from The George Washington University Law School. He has been awarded the degrees of D. Phil from Dublin City University and DHL from Middlebury College. He was the founder and first Chair of the Emerald Isle Immigration Center, and served as advisor to the Clinton administration during the Northern Ireland peace process. He was appointed by President Clinton to the Presidential Commission on White House Fellows, and Secretary Clinton to the U.S. Committee for UNESCO. He has spent the majority of his professional career advising labor organizations and immigrant rights groups on workers protections and benefits issues.

Commissioner O'Dwyer (Governor appointment) was confirmed by the Senate on (June 3, 2022).


### John A. Crotty



John A. Crotty is a founding member of Workforce Housing Advisors, a New York City-based development firm with a particular focus on repositioning distressed multifamily properties as affordable housing. In total, Mr. Crotty has nearly two decades of experience in housing, government, and finance in a variety of capacities. Mr. Crotty is a former member of the Board of Directors of the New York City Off-Track Betting Corporation and was appointed by Governor Paterson to a panel to restructure the Off-Track Gaming system statewide. Mr. Crotty was also a member of the New York State Franchise Oversight Board, which oversees the finances of The New York Racing Association, Inc. Prior to founding Workforce Housing Advisors, Mr. Crotty was the Executive Director of JPMorganChase's municipal housing finance group, which he started in 2007. He was the Executive Vice President of the New York City Housing Development Corporation from 2004 to 2007 and was Mayor Michael Bloomberg's Director of City Legislative Affairs. Prior to joining the Bloomberg administration in 2002, he held a variety of financial management positions at MCI, PaineWebber, Winstar and Verizon from 1996 to 2002. Mr. Crotty is a Founding Member of Santa's Angels, a not-for-profit organization that raises money and distributes gifts to the poor during the holiday season. He was a member of the Citizen's Union Board of Directors. Mr. Crotty holds a MBA from Columbia Business School and a BA from the University of Rochester.

Commissioner Crotty (Governor appointment) was confirmed by the Senate on June 19, 2013.

### Peter J. Moschetti, Jr.



Peter J. Moschetti, Jr. is a founding member of the firm of Anderson, Moschetti and Taffany. He served as a prosecutor in the Nassau County District Attorney's Office from 1984 to 1987. Since then, Moschetti has focused on the trial of personal injury and wrongful death cases, including products liability and medical malpractice actions. He represents individuals and corporations in both state and federal courts and has been appointed as a special prosecutor in a number of high-profile criminal cases in the region. He also served as a member of the New York State Temporary Commission on Lobbying, a precursor of the Joint Commission on Public Integrity. Moschetti has been named one of the top 25 lawyers in the Hudson Valley by New York Super Lawyers Magazine every year since 2007 and has received the highest possible rating by Martindale Hubbell for both legal ability and ethical standards. He has lectured for continuing legal education in the areas of civil and criminal law and has taught at Albany Law School. Moschetti was graduated with honors from both the University of New Haven in Connecticut in 1981 and Albany Law School in 1984.

Commissioner Moschetti (Governor appointment) was confirmed by the Senate on May 14, 2014.

## Marissa Shorenstein



Marissa Shorenstein is a Principal in SKDK, a strategic communications firm headquartered in Manhattan. At SKDK, Shorenstein advises global clients on strategic and crisis communications issues as well as legislative and regulatory oversight challenges.


Prior to SKDK, Shorenstein served as Global Chief Communications Officer for WeWork after spending more than eight years at AT&T as President - Northern Region, overseeing the company's external affairs for seventeen states. She had previously served as AT&T's Regional President for the Northeast and New York State President.

Prior to joining AT&T, Shorenstein ran Marissa Shorenstein LLC, where she offered strategic communications consulting services. Shorenstein also served as Director of Communications for Andrew M. Cuomo's 2010 gubernatorial campaign and Press Secretary and Deputy Communications Director in Governor David A. Paterson's administration. She also served as a member of the National Press Advance staff for the 2000 Gore Presidential campaign. More recently, Shorenstein served as Director of Executive Transition for New York governor Kathy Hochul.

Shorenstein is a Harvard University and Fordham University School of Law graduate. She also serves on the Executive Committee of Girls Who Code, as Vice-Chair of the Citizens Budget Commission, and as a Board member of the Jewish Community Relations Council of New York.

Commissioner Shorenstein (Governor Appointment) was confirmed by the Senate on June 2, 2022.

## Jerry Skurnik



Jerry Skurnik has lived in New York City his entire life. He is currently a Senior Consultant with Engage Voters US. He was previously a partner at Prime New York, a political consulting firm he established in 1988. The firm supplies data for campaigns on local, state and national levels as well as voter engagement tools and services. He first became active in politics in 1966 when he worked as a volunteer for Ted Weiss' Congressional campaign and worked in numerous political campaigns since then. He served eight years as a mayoral advisor, mainly as liaison to elected officials and community groups for New York City Mayor Ed Koch.

More significantly to the responsibilities of the Commission, Jerry served as a member of the Task Force on the Future of Off-Track Betting in New York State.

Commissioner Skurnik (Assembly appointment) was confirmed by the Senate on June 21, 2017.

## Division of Charitable Gaming

The Division of Charitable Gaming investigates, audits, and monitors the sale of bell jar tickets sold annually across the 62 counties that comprise New York State. Division employees also verify the lawful disbursement of bell jar, bingo, Las Vegas night, and raffle proceeds by licensed organizations.

Program	Amount Wagered in 2022	Profit to Charities in 2022
Bell Jar	\$237,562,093.28	\$34,437,226.35
Bingo	\$13,658,834.62	\$3,020,334.70
Las Vegas Nights	\$21,600.19	\$13,082.80
Raffles	\$2,567,101.91	\$1,077,979.79
<b>Total</b>	<b>\$253,809,630.00</b>	<b>\$38,548,623.64</b>

### Bell Jar Proceeds by County

Name	Deals*	Handle**	Net Profit***
Albany	2701	\$6,495,883.50	\$1,072,802.72
Allegany	2585	\$7,825,631.75	\$947,611.27
Bronx	0	\$0.00	\$0.00
Broome	1176	\$4,019,182.50	\$661,203.75
Cattaraugus	7725	\$12,528,247.75	\$1,604,063.64
Cayuga	1087	\$2,471,795.50	\$431,107.46
Chautauqua	10343	\$20,855,798.00	\$2,745,908.80
Chemung	1666	\$3,060,429.25	\$511,706.09
Chenango	13812	\$480,071.00	\$76,449.59
Clinton	1343	\$4,544,848.25	\$668,972.56
Columbia	23	\$90,380.00	\$16,122.54
Cortland	480	\$1,574,115.00	\$220,931.97
Delaware	421	\$1,388,792.00	\$184,802.79
Dutchess	409	\$1,346,057.50	\$266,490.72
Erie	7347	\$13,376,150.75	\$2,211,035.78
Essex	587	\$1,809,960.00	\$292,370.47
Franklin	729	\$2,096,383.25	\$333,391.25
Fulton	1061	\$3,602,136.00	\$483,674.42
Genesee	457	\$557,681.50	\$102,407.24
Greene	16	\$50,460.00	\$10,082.88
Hamilton	0	\$0.00	\$0.00
Herkimer	1731	\$5,853,849.25	\$668,269.40
Jefferson	107578	\$14,377,274.82	\$1,852,750.66
Kings	0	\$0.00	\$0.00
Lewis	2715	\$5,594,584.50	\$702,993.69
Livingston	1317	\$2,134,794.90	\$300,401.63
Madison	541	\$2,190,049.00	\$328,668.43
Monroe	6244	\$7,122,936.25	\$1,520,341.99
Montgomery	715	\$2,273,649.00	\$311,036.61
Nassau	26	\$107,860.00	\$24,896.50
New York	0	\$0.00	\$0.00
Niagara	2032	\$5,279,508.00	\$807,145.07

Name	Deals*	Handle**	Net Profit***
Oneida	5920	\$16,375,974.00	\$2,187,706.57
Onondaga	2580	\$4,148,330.00	\$815,260.51
Ontario	2665	\$6,113,972.00	\$909,163.68
Orange	567	\$1,171,196.00	\$284,777.56
Orleans	1620	\$3,458,539.75	\$482,871.49
Oswego	1541	\$3,664,212.50	\$702,806.27
Otsego	650	\$2,111,043.00	\$261,953.83
Putnam	40	\$141,435.00	\$28,849.47
Queens	23	\$29,558.75	\$6,243.45
Rensselaer	1083	\$3,289,163.56	\$509,769.77
Richmond	8	\$27,680.00	\$6,101.00
Rockland	210	\$710,539.00	\$154,588.88
Saratoga	4249	\$13,035,353.00	\$1,757,755.21
Schenectady	33588	\$4,860,466.50	\$631,184.43
Schoharie	480	\$1,797,098.00	\$312,087.18
Schuyler	230	\$529,312.00	\$76,628.53
Seneca	734	\$1,754,656.00	\$260,594.96
St. Lawrence	1110	\$3,329,204.50	\$462,608.99
Steuben	7187	\$16,637,925.50	\$2,230,507.06
Suffolk	329	\$970,728.25	\$154,741.20
Sullivan	20	\$53,219.00	\$10,544.00
Tioga	427	\$1,448,328.00	\$197,459.39
Tompkins	656	\$1,958,189.00	\$256,266.11
Ulster	238	\$674,816.50	\$124,749.55
Warren	552	\$1,778,144.00	\$214,468.89
Washington	725	\$2,325,389.75	\$339,948.96
Wayne	1975	\$5,028,529.00	\$653,039.82
Westchester	559	\$1,189,995.00	\$197,075.86
Wyoming	814	\$2,075,976.50	\$304,556.81
Yates	1566	\$3,764,610.00	\$545,277.00
<b>TOTAL</b>	<b>249213</b>	<b>\$237,562,093.28</b>	<b>\$34,437,226.35</b>

\*Deals: The number of bell jar games that are reported sold by a licensed authorized organization.

\*\*Handle: The gross profit to the organizations from the sale of bell jar tickets prior to deducting prizes, the value of their unsold bell jar tickets and the cost of bell jar deals.

\*\*\*Net Profit: The total amount realized by the organization from the sale of bell jar tickets.

The Division also considers applications for license for qualified bingo and games of chance manufacturers and suppliers, and monitors licenses issued by municipalities; collects and assists municipalities in the collection of license fees from game operators; determines that commercial bingo hall rental fees are fair and reasonable as a prerequisite to licensure by municipalities; approves bell jar ticket games; considers bingo and games of chance identification numbers for applicant organizations as a prerequisite to their licensing by municipalities; conducts compliance training for bingo and games of chance licensees; and investigates and resolves complaints to ensure the operational integrity of charitable games statewide.

#### Identification Numbers Issued by the Commission

Games of Chance	28
Bingo	14

#### Bell Jar Ticket Approval

Games Submitted & Reviewed	1,433
Games Approved	1,388
Games Denied	0

#### Suppliers

##### Games of Chance

Games of Chance Supplier Licenses Issued	36
Games of Chance License Fees to Commission	\$320,856.60
Gross Sales of Bell Jar, Las Vegas Night & Raffle Supplies & Equipment	\$34,646,566.00

##### Bingo

Bingo Supplier Licenses Issued	24
Bingo License Fees to Commission	\$8,670.00
Gross Sales of Bingo Supplies & Equipment	\$2,879,740.73
Bingo Hall - Rent Determinations	8

#### Enforcement

Complaints	35
Inspections	30
Investigations	4
Meetings	12
Training Seminars	3

#### License Issued by Municipal Clerks\*

Bell Jar	332
Bingo	4181
Las Vegas Nights	55
Raffles	83

#### License Fees Collected by Municipal Clerks

Bell Jar	\$8,475.00
Bingo	\$105,358.03
Las Vegas Nights	\$2,150.00
Raffles	\$825.00

#### Additional License Fees Collected by Municipal Clerks & Commission

Bell Jar (Commission)	\$1,803,763.67
Bingo (Municipality)	\$119,212.48
Las Vegas Nights (Municipality)	\$1,675.29
Raffles (Municipality)	\$21,223.41

\* There are 1,528 municipal clerks required to annually report charitable gaming licensing activity to the Commission. The figures reflected are compiled from reports filed by municipal clerks who have complied with the mandatory reporting requirements.

## Division of Gaming

### Indian Gaming

Class III gaming compacts exist between the State of New York and the Oneida Indian Nation of New York, the Saint Regis Mohawk Tribe and the Seneca Nation of Indians.

Compact Partner	Casino	Location
Oneida Indian Nation	Turning Stone Yellow Brick Road Point Place	Verona Chittenango Bridgeport
St. Regis Mohawk Tribe	Akwesasne Mohawk Casino	Hogansburg
Seneca Nation of Indians	Seneca Niagara Casino Seneca Allegany Casino Seneca Buffalo Creek	Niagara Falls Salamanca Buffalo

These compacts guarantee the State specific regulatory or oversight authority with respect to Class III gaming operations and establish the State's three regulatory goals: ensure public order and safety; protect the integrity of the games authorized by the compacts; and gain mutual agreement on a sound system of fiscal and auditing controls over casino gaming operations.

Each compact and its appendices contain standards and specifications for all authorized games played at a Tribe or Nation's Class III facilities along with the rules and internal controls governing the operation of the gaming facility, procedures for certification and/or registration of gaming employees and companies transacting business with the facility, and a system for mediation of disputes.

The Division maintains a presence within each Indian-operated facility to ensure that gaming operations, such as dealing procedures, internal accounting, and other controls, strictly conform to the applicable provisions of the relevant compact and its appendices. The Division's on-site Inspectors are experienced, professional investigators who monitor the gaming activities with Nation or Tribal gaming inspectors, security officers, and surveillance departments. Casino patrons may seek Commission inspectors to clarify rules of a game and for recourse after filing a complaint.

Each compact requires individuals seeking employment and enterprises desiring to conduct business with a Class III gaming facility to undergo a thorough registration and licensing process. Each business applicant and their principal officers and employees must be fingerprinted and undergo a background review. The State's regulatory expenses, for both personnel and equipment, are paid for or reimbursed by the applicable Indian Nation or Tribe.

### Commercial Gaming

The Division of Gaming regulates four commercial casinos.

In 2022, the commercial properties collectively received an estimated total of 6,218,051 visitors.

To ensure that operations within each commercial casino is conducted with the highest integrity, credibility and quality, Division staff are present at each of the properties. These teams are charged with executing various audits to ensure regulatory compliance across all operations, including but not limited to: cage; drop; soft count; surveillance; table games; poker; sports wagering; underage gaming prevention; floor plan changes; internal controls; surveillance; and operating, policy and procedure amendments.

In 2022, the teams performed a total of 756 audits resulting in 245 documented violations. As of January 1, 2023, the commercial properties collectively had 5,223 slot assets on their floors, 311 live table games, and 55 live poker games. Changes to the number, theme and/or type of devices on the gaming floor at a property require a formal submission from an authorized game developer to the Commission. Commercial staff research the proposed change(s) and, if approved, place the new devices on the gaming floor for beta testing for up to 270 days, after which the game developer can expect its device to be accepted or denied permanent status. To date, game reorganizations have occurred at each of the commercial properties in keeping with each facility's license level.



Opened Dec 1, 2016



Opened Jan 31, 2017



Opened Feb 6, 2017



Opened Feb 5, 2018

**Gross Gaming Revenue (GGR):**
**Slot/ETGs:**

Credits Played	\$1,195,334,632	\$1,586,451,957	\$1,700,840,885	\$1,654,054,061
Promotional Slot Gaming Credits	\$13,389,517	\$21,742,535	\$10,246,180	\$28,223,483
Credits Won	\$1,093,388,579	\$1,440,944,961	\$1,545,386,861	\$1,504,631,703
Slot & ETG GGR	\$88,556,536	\$123,764,461	\$145,207,844	\$121,198,874
Avg Daily Slots & ETG's	895	1,686	1,050	1,608
Win/Unit per Day	\$272	\$201	\$379	\$206

**Table Games:**

Avg Daily Tables	28	66	67	149
Table Game Drop	\$62,377,925	\$156,147,067	\$214,491,138	\$510,723,137
Promotional Table Game Credits	\$1,574,985	\$3,450	\$2,073,865	\$1,532,435
Table Game GGR	\$12,031,850	\$32,836,293	\$45,201,892	\$101,770,938

**Poker Tables:**

Avg Daily Poker Tables	6	14	16	19
Poker Table GGR	\$605,823	\$2,500,866	\$3,975,406	\$4,869,985

**Sports Wagering:**

Sports Wagering Handle	\$7,994,871	\$25,755,578	\$47,489,631	\$14,270,152
Sports Wagering GGR	\$566,603	\$2,166,153	\$4,342,863	\$910,051
Total GGR	\$101,760,811	\$161,267,773	\$198,728,005	\$228,749,847

**Gaming Tax:**

Slots/ETG Tax <sup>1</sup>	\$32,250,019	\$37,129,338	\$43,562,353	\$36,359,662
Table/Sports Betting Game Tax <sup>2</sup>	\$1,320,428	\$3,750,331	\$5,352,016	\$10,755,097
Total Gaming Tax	\$33,570,447	\$40,879,669	\$48,914,369	\$47,114,760
Unclaimed Funds <sup>6</sup>	\$133,837	\$438,238	\$481,272	\$408,489
Miscellaneous Adjustments <sup>7</sup>	(\$4,001)	\$35,000	\$51,020	\$5,626,264
Total Revenue Allocable	\$33,700,283	\$41,352,907	\$49,446,661	\$53,149,512

**Statutory Allocation of Gaming Tax:**

Education/Property Tax Relief (80%)	\$26,960,226	\$33,082,326	\$39,557,329	\$42,519,610
Host County (5%) <sup>3</sup>	\$1,685,014	\$2,067,645	\$2,472,333	\$2,657,476
Host Municipality (5%) <sup>4</sup>	\$1,685,014	\$2,067,645	\$2,472,333	\$2,657,476
Non-host Counties within Region (10%) <sup>5</sup>	\$3,370,028	\$4,135,292	\$4,944,667	\$5,314,953

Net Revenue to Operator	\$60,136,969	\$110,759,104	\$129,639,007	\$159,848,387
-------------------------	--------------	---------------	---------------	---------------

<sup>1, 8</sup> Slot/ETG tax rate varies by region. 34.5%, 37% 30% 30% 30%

<sup>2</sup> Table/Sports Betting game tax rate. 10% 10% 10% 10%

<sup>3</sup> Host county Tioga Seneca Schenectady Sullivan

<sup>4</sup> Host Municipality Town of Nichols Town of Tyre City of Schenectady Town of Thompson

<sup>5</sup> Non-host counties within each region share 10% of the gaming tax on a per capita basis. For a listing of counties within each region and how much they receive, visit [www.gaming.ny.gov](http://www.gaming.ny.gov).

<sup>6</sup> Unclaimed Funds are distributed in accordance with Racing, Pari-Mutuel Wagering and Breeding Law § 1345.

<sup>7</sup> Miscellaneous Adjustments comprise audit adjustments to gross gaming revenue, fines, and penalties, and are shown net of tax.










<sup>8</sup> Part 000 of Chapter 59 of the Laws of 2021 allowed commercial gaming facilities to petition the Commission for a temporary reduction of the slot tax rate. As of April 1, 2021, del Lago, Rivers and Resorts World Catskills slot rates were reduced to 30%, and Tioga's slot rate was retroactively adjusted to 34.5% for State fiscal year 2021-2022 only.



## Mobile Sports Wagering

New York State law authorizes mobile sports wagering when a sports wager is made through virtual or electronic means from a location within New York and is transmitted to and accepted by electronic equipment located at a licensed commercial casino gaming facility. The statutory purpose of mobile sports wagering is to ensure maximized sustainable, long-term revenue for the State.

### Mobile Sports Wagering for Calendar Year 2022

									
Launch Date	Jul 4, 2022	Jan 17, 2022	Jan 8, 2022	Jan 8, 2022	Jan 8, 2022	Jan 24, 2022	Mar 1, 2022	Jan 8, 2022	Jan 31, 2022
<b><u>Gross Gaming Revenue (GGR):</u></b>									
Wagers Received	\$5,796,290.47	\$1,342,681,515.22	\$2,797,508,952.70	\$4,528,325,441.98	\$6,524,249,209.29	\$411,958,359.87	\$431,568,734.44	\$57,545,419.56	\$92,928,999.55
Voided Wagers	\$0.00	-\$15,460,683.90	-\$749,935.60	-\$389,334.46	-\$30,813,697.39	\$0.00	-\$187.00	\$0.00	-\$23,300.89
Cancelled Wagers	-\$28,682.81	-\$378,166.78	-\$32,819,558.81	-\$105,661,812.76	\$0.00	-\$1,394,736.43	-\$5,710,362.62	-\$1,142,164.96	-\$825,670.82
Winning Wagers Paid Out	-\$5,429,781.47	-\$1,245,851,968.48	-\$2,549,295,711.88	-\$4,067,639,109.46	-\$5,842,885,541.13	-\$387,590,859.55	-\$400,110,924.61	-\$53,440,184.76	-\$85,853,447.83
Gross Gaming Revenue	\$337,826.19	\$80,990,696.06	\$214,643,746.41	\$354,635,185.30	\$650,549,970.77	\$22,972,763.89	\$25,747,260.21	\$2,963,069.84	\$6,226,580.01
<b>Total GGR</b>	<b>\$337,826</b>	<b>\$80,990,696</b>	<b>\$214,643,746</b>	<b>\$354,635,185</b>	<b>\$650,549,971</b>	<b>\$22,972,764</b>	<b>\$25,747,260</b>	<b>\$2,963,070</b>	<b>\$6,226,580</b>
<b>Total Gaming Tax<sup>1</sup></b>	<b>\$172,291</b>	<b>\$41,305,255</b>	<b>\$109,468,311</b>	<b>\$180,863,712</b>	<b>\$331,780,485</b>	<b>\$11,716,110</b>	<b>\$13,131,103</b>	<b>\$1,511,166</b>	<b>\$3,175,556</b>
Unclaimed Funds <sup>4</sup>									
Miscellaneous Adjustments <sup>5</sup>				\$232.56					
<b>Total Revenue Allocable</b>	<b>\$172,291.36</b>	<b>\$41,305,254.99</b>	<b>\$109,468,310.67</b>	<b>\$180,863,944.50</b>	<b>\$331,780,485.09</b>	<b>\$11,716,109.58</b>	<b>\$13,131,102.71</b>	<b>\$1,511,165.62</b>	<b>\$3,175,555.81</b>
<b><u>Net Revenue to Operator</u></b>	<b>\$165,535</b>	<b>\$39,685,441</b>	<b>\$105,175,436</b>	<b>\$173,771,241</b>	<b>\$318,769,486</b>	<b>\$11,256,654</b>	<b>\$12,616,158</b>	<b>\$1,451,904</b>	<b>\$3,051,024</b>
Mobile Sports Wagering Tax Rate	51%	51%	51%	51%	51%	51%	51%	51%	51%

<sup>1</sup> Sports wagering gross gaming revenue is reported on a cash basis in New York State. Wagers on future events are taxed as current revenue and payouts for winning wagers are recognized in the period redeemed.

<sup>2</sup> \$6 Million of Net Revenue to Education shall be distributed for problem gambling education and treatment purposes.

<sup>3</sup> \$5 Million of Net Revenue to Education shall be distributed for a youth sports activities and education grant program for the purpose of providing annual awards to sports programs for underserved youth.











<sup>4</sup> Unclaimed Funds are distributed in accordance with PML §1345.

<sup>5</sup> Miscellaneous Adjustments are comprised of audit adjustments to gross gaming revenue, fines, and penalties, and are shown net of tax.



## Video Lottery Gaming

Video lottery games, also known as Video lottery terminals (VLTs), are offered on approximately 17,606 video gaming machines spread over nine facilities. The revenue generated from these games is considered part of the New York Lottery, with all proceeds going to Aid to Education.

										
	Saratoga Casino Hotel	Finger Lakes Gaming & Racetrack	Hamburg Gaming	Batavia Downs Gaming	Empire City Casino	Vernon Downs Casino	Jake's 58 Suffolk OTB	Nassau OTB	Resorts World Casino NYC	Resorts World Hudson Valley
<b>CY 2022 Net Win</b>										
Credits Played	\$2,010,009,877	\$1,642,262,975	\$958,931,247	\$1,046,031,382	\$9,291,520,637	\$381,067,645	\$4,090,054,173	\$9,678,045,150	\$8,666,316,562	\$21,980,302
Free Play Allowance	\$12,768,480	\$14,634,163	\$9,491,047	\$11,928,924	\$37,216,049	\$4,359,082	\$12,769,014	\$0	\$31,423,270	\$18,445
Credits Won	\$1,857,958,766	\$1,512,817,791	\$879,995,416	\$958,070,887	\$8,648,653,174	\$349,046,838	\$3,824,676,812	\$9,417,654,415	\$8,003,621,466	\$20,238,121
Net Win	\$139,282,632	\$114,811,021	\$69,444,784	\$76,031,572	\$605,651,414	\$27,661,725	\$252,608,346	\$260,390,735	\$631,271,826	\$1,723,736
Avg Daily VGM's	1,295	1,175	930	894	4,622	512	999	1,000	5,238	1,189
Win/VGM/Day	\$295	\$268	\$205	\$233	\$359	\$148	\$693	\$713	\$330	\$362
<b>Statutory Allocation of Net Win</b>										
Education Contribution	\$64,766,424	\$53,387,125	\$23,611,226	\$29,652,313	\$305,853,964	\$9,404,986	\$113,673,756	\$117,175,831	\$252,508,730	\$706,732
Net Agent Commission <sup>4</sup>	\$46,659,682	\$38,461,692	\$31,944,601	\$31,172,944	\$178,667,167	\$12,724,393	\$101,043,338	\$104,156,294	\$214,632,421	\$672,257
Purses <sup>1</sup>	\$12,187,230	\$10,045,964	\$6,076,419	\$6,652,763	\$52,994,499	\$2,420,401	\$5,809,992	\$5,988,987	\$47,345,387	\$150,827
Breeding Fund	\$1,741,033	\$1,435,138	\$868,060	\$950,395	\$7,570,643	\$345,772	\$1,263,042	\$1,301,954	\$9,469,077	\$21,547
NYRA Operations							\$2,273,475	\$2,343,517	\$18,938,155	
NYRA Capital Expenditures							\$3,283,908	\$3,385,080	\$25,250,873	
Gaming Floor & Admin <sup>3</sup>	\$13,928,263	\$11,481,102	\$6,944,478	\$7,603,157	\$60,565,141	\$2,766,172	\$25,260,835	\$26,039,073	\$63,127,183	\$172,374
	\$139,282,632	\$114,811,021	\$69,444,784	\$76,031,572	\$605,651,414	\$27,661,725	\$252,608,346	\$260,390,735	\$631,271,826	\$1,723,736
<b>Local Assistance Funding <sup>2</sup></b>										
Eligible County	Saratoga \$775,198	Ontario \$591,174	Erie \$288,560	Genessee \$200,392	N/A \$0.00	Oneida \$256,796	N/A \$0.00	N/A \$0.00	N/A \$0.00	N/A \$0.00
Eligible City	Saratoga Springs \$2,325,592	N/A \$0.00	N/A \$0.00	Batavia \$440,789	Yonkers \$19,600,000	N/A \$0.00	N/A \$0.00	N/A \$0.00	N/A \$0.00	N/A \$0.00
Eligible Town	N/A \$0.00	Farmington \$1,777,573	Hamburg \$865,679	Batavia \$160,388	N/A \$0.00	Vernon \$231,788	N/A \$0.00	N/A \$0.00	N/A \$0.00	N/A \$0.00
Eligible Village	N/A \$0.00	N/A \$0.00	N/A \$0.00	N/A \$0.00	N/A \$0.00	Vernon \$137,103	N/A \$0.00	N/A \$0.00	N/A \$0.00	N/A \$0.00

<sup>1</sup> NYS Tax Law allows facility operators and horsemen organizations to negotiate purse rates. 1% of gross purse contributions from VLT proceeds are refunded to the Gaming Commission for equine health & safety programs.

<sup>2</sup> Eligible municipalities hosting a video lottery gaming facility receive local assistance funding per State Finance Law, Section 54-L.

<sup>3</sup> Chapter 61 of the Laws of 2017 allows Vernon Downs to retain up to 75% of the administration allocation as determined by the Commission. The amount for 2022 is \$0.00 and is not included in "Gaming Floor & Admin" above.

<sup>4</sup> Agent Commissions do not reflect "additional commissions" paid to Saratoga, Finger Lakes, and Vernon Downs pursuant to Section 1612 of the tax Law. Additional commission amounts for 2022 were \$13,357,889.40, \$11,526,345.80, and (\$687,385.72) respectively.

## Interactive Fantasy Sports

Interactive Fantasy Sports are skill-based contests in which the participants assemble a roster of athletes in a given sport and use the actual aggregated performance statistics of those athletes to determine the contest's winner. Individuals pay fees to enter the contest and, if successful, win prizes. Article 14 gives the Commission the authority to establish consumer fraud and abuse protections and safeguards for both players and operators.

Interactive Fantasy Sports operators seeking to do business in New York State must register with the Gaming Commission and pay a tax equivalent to 15 percent of their interactive fantasy sports gross revenue generated within the state. In addition, registered operators shall pay a tax equal to  $\frac{1}{2}$  of 1 percent, but not to exceed \$50,000 annually. All taxes collected from operators, as well as interest and penalties (as applicable) imposed by the Gaming Commission, are deposited, on a monthly basis, directly in the New York Lottery fund for the sole purpose of supporting New York's public K-12 schools.

### Calculation of NYS Resident Percentage:

Total entry fees from NYS locations	\$350,213,594
Total entry fees from all players	\$4,654,971,094
NYS resident percentage	7.5%

### Gross Revenue:

Total entry fees from all players	\$4,654,971,094
Total winnings paid out to all players	\$4,195,249,107
Gross revenue	\$459,721,987
Gross revenue after NYS resident percentage (subject to tax)	\$34,381,568

### Tax & Other Adjustments:

Tax on NYS gross revenue <sup>1</sup>	\$5,157,23
NYS additional tax <sup>2</sup>	\$104,100
Total monthly and additional tax	\$5,261,335
Forfeited prizes	\$630
Adjustments (errors, penalty, interest, audit)	\$48,698
Total tax and other adjustments	\$5,310,663

### New York Player Account Information:

Number of registrants reporting	12
Number of accounts held by authorized players	3,124,914
Number of accounts held by highly experienced players	80,154
Number of new accounts established in the preceding year	925,139
Number of accounts permanently closed in the preceding year	31,194
Total players who requested to exclude themselves from contests	2,553

1. Gross revenue totals represent entry fees from all players less winnings paid out to players. In the event that a registrant reports negative gross revenue (winnings paid out exceed entry fees collected) the monthly tax is zero. Positive monthly gross revenue is taxed at 15%.

2. The NYS Additional Tax of 0.5% has an annual cap of \$50,000 per registrant for the State Fiscal Year.

3. Data is shown in aggregate for all 13 registrants

4. All figures reported by the registrants are unaudited and subject to change.

## Division of Horse Racing and Pari-Mutuel Wagering

New York State features racing at four Thoroughbred tracks and seven harness tracks.

Thoroughbred Tracks	Harness Tracks
Aqueduct Racetrack (NYRA) Belmont Park (NYRA) Finger Lakes Racetrack Saratoga Race Course (NYRA)	Batavia Downs Buffalo Raceway Monticello Raceway Saratoga Raceway Tioga Downs Vernon Downs Yonkers Raceway

While bettors may wager on-track, they may also wager on races remotely through any of the State's five off-track betting corporations or through licensed multi-jurisdictional account wagering providers.



The tracks and off-track betting corporations both feature simulcasting of races taking place within and beyond New York's borders. Additionally, the following companies offer advance deposit wagering (ADW):

AmWest Entertainment LLC  
Churchill Downs Technology Initiatives Company  
Day at the Track  
Game Play dba b spot  
Lien Games Racing, LLC

ODS Technologies, L.P. d/b/a TVG Network  
Penn ADW  
Player Management Group LLC  
WatchandWager  
Xpressbet, LLC

## Officiating and Integrity

Each race conducted at a Thoroughbred racetrack is observed by three stewards employed by the Commission, the racing association, and The Jockey Club. At the harness tracks, each race is observed by three judges who are all Commission employees. The stewards' and judges' viewing stands are located near the finish line of each racetrack and are equipped with several monitors to permit the viewing of multiple angles of each race. The stewards and judges observe the races to ensure that all conduct complies with the rules and regulations.

Preparation to become a steward or presiding judge includes coursework and testing. Examples of the testing and preparation are:

- ♦ All presiding and associate judges and starters must be licensed by the United States Trotting Association (USTA) before being hired. A test must be passed to obtain each license.
- ♦ All full-time stewards must attend the Louisville Equine Steward Certification Class. They must also attend periodic seminars in order to keep their licenses valid.

- ◆ All current judges are retested periodically on the rules, equipment, medications and procedures and the training tests are updated frequently.
- ◆ New officials receive extensive on-the-job training at their new positions before being hired full-time.

## Regulatory Activities

During calendar year 2022, the Division imposed 538 sanctions for violations of racing laws, rules and regulations at both harness and Thoroughbred tracks. The rulings include driving and riding infractions, general conduct violations, human and equine drug violations, and general business practice violations. The Division also issued 1 violation that was not assigned to a specific track (ie Head office). Overall, fines levied in 2022 totaled \$128218.

## Racing Licensing

Participants in New York State racing are required to obtain an occupational license. The character and integrity of all participants are important to the continuity of the sport. A substantial number of license applications are reviewed, updated and processed carefully by the Division licensing bureau before a license is issued. Also, by statute, fingerprinting is required of each applicant.

Where it is believed that an applicant's background or licensee's conduct may warrant a finding that their participation in racing would be inconsistent with the public interest or the best interest of racing generally, a thorough investigation is conducted before action is taken. Licenses are suspended or revoked where warranted.

See Page 30 for information on the number and type of licenses issued by the Division.

## Racing Handle

The Commission regulates all horse racing and pari-mutuel wagering at the State's four Thoroughbred tracks and seven harness tracks. The Gaming Commission oversees operations at the state's five off-track betting corporations as well as the simulcasting of races within New York State and beyond.

### 2022 Total Handle on Races Run in New York

#### On-Track, Off-Track and Out-of-State Guest

	NYRA	Finger Lakes	Batavia	Buffalo	Monticello	Saratoga Harness	Tioga	Vernon	Yonkers	TOTAL
ON-TRACK LIVE	\$ 277,000,919	\$ 2,065,618	\$ 911,501	\$ 441,490	\$ 1,220,294	\$ 3,614,889	\$ 692,664	\$ 1,263,019	\$ 5,069,236	\$ 292,279,630
SIMULCAST IMPORTS: Imported to NYS Tracks:										
NYRA	\$ 14,437,622	\$ 3,592,883	\$ 254,622	\$ 191,487	1,594,265	\$ 1,349,562	\$ 96,176	\$ 135,321	\$ 5,254,115	\$ 26,906,053
Finger Lakes	1,943,266		5,444	19,900	143,644	41,409	6,380	3,373	28,794	2,192,210
Batavia	240,770	17,226		51,466	39,822	37,491	5,945	6,621	28,592	427,933
Buffalo	464,720	13,443			24,032	18,389	2,961	2,666	2,517	528,728
Monticello	323,825		122	15,604		53,160	4,056	641	16,546	413,954
Saratoga	9,949,695	452,168	28,145	36,356	515,321		34,458	84,957	583,542	11,684,642
Tioga	411,392	29,041	4,238	6,263	39,629	28,016		14,201	25,148	557,928
Vernon	830,016	49,555	11,763	12,465	221,201	178,586	42,540		49,294	1,395,420
Yonkers	11,272,854	160,255	48,872	52,596	505,923	313,213	33,616	45,526		12,432,855
TOTAL TO NYS TRACKS	\$ 39,874,160	\$ 4,314,571	\$ 353,206	\$ 386,137	\$ 3,083,837	\$ 2,019,826	\$ 226,132	\$ 293,306	\$ 5,988,548	\$ 56,539,723
IMPORTED TO NYS OTB'S										
Capital	\$ 39,662,790	\$ 1,448,764	\$ 79,522	\$ 74,305	\$ 879,765	\$ 1,215,034	\$ 26,616	\$ 131,469	\$ 974,910	\$ 44,493,175
Catskill	1,905,568	88,203	6,564	4,755	182,214	42,253	7,489	6,007	254,054	2,497,107
Nassau	31,835,459	1,493,096	48,866	61,095	1,639,783	573,816	43,946	50,409	1,129,741	36,876,211
Suffolk	20,279,042	643,072	53,286	51,812	648,635	238,188	11,488	28,272	672,922	22,626,717
Western	9,288,432	1,561,369	671,608	557,614	1,324,151	606,334	57,210	101,665	1,028,596	15,196,979
TOTAL TO NYS OTB'S	\$ 102,971,291	\$ 5,234,504	\$ 859,846	\$ 749,581	\$ 4,674,548	\$ 2,675,625	\$ 146,749	\$ 317,822	\$ 4,060,223	\$ 121,690,189
EXPORTED OUT OF STATE	\$ 1,902,017,326	\$ 89,865,714	\$ 5,437,580	\$ 7,037,655	\$ 78,857,253	\$ 45,881,725	\$ 3,674,311	\$ 4,653,987	\$ 130,469,246	\$ 2,267,894,797
TOTAL HANDLE ON NYS RACING	\$ 2,321,863,696	\$ 101,480,407	\$ 7,562,133	\$ 8,614,863	\$ 87,835,932	\$ 54,192,065	\$ 4,739,856	\$ 6,528,134	\$ 145,587,253	\$ 2,738,404,339

## 2022 Total Betting at New York State Race Tracks

### On-Track Betting on Live and Simulcast Import of All Races

	2022			2021		
	Simulcast Imports	Live Racing	On-Track Betting	Simulcast Imports	Live Racing	On-Track Betting
<b>RECEIVING TRACK:</b>						
<b>THOROUGHBRED:</b>						
Aqueduct	\$ 221,735,326	\$ 81,632,813	\$ 303,368,139	\$ 128,360,125	\$ 49,405,263	\$ 177,765,388
Belmont	68,352,750	52,028,871	120,381,621	126,045,395	79,807,488	205,852,883
Saratoga	36,742,368	143,339,235	180,081,603	42,056,996	137,765,882	179,822,878
NYRA*	<u>\$ 326,830,444</u>	<u>\$ 277,000,919</u>	<u>\$ 603,831,363</u>	<u>\$ 296,462,516</u>	<u>\$ 266,978,633</u>	<u>\$ 563,441,149</u>
Finger Lakes	7,272,027	2,065,618	9,337,645	5,100,224	1,826,902	6,927,126
<b>THOROUGHBRED TRACKS</b>	<b>\$ 334,102,471</b>	<b>\$ 279,066,537</b>	<b>\$ 613,169,008</b>	<b>\$ 301,562,740</b>	<b>\$ 268,805,535</b>	<b>\$ 570,368,275</b>
<b>HARNESS:</b>						
Batavia	1,572,009	911,501	2,483,510	1,441,377	945,105	2,386,482
Buffalo	1,877,046	441,490	2,318,536	1,044,449	263,456	1,307,905
Monticello	1,163,776	1,220,294	2,384,070	45,517	904,571	950,088
Saratoga	33,232,137	3,614,889	36,847,026	33,151,000	2,493,110	35,644,110
Tioga	2,210,881	692,664	2,903,545	1,819,764	686,480	2,506,244
Vernon	4,171,986	1,263,019	5,435,005	2,796,248	1,149,948	3,946,196
Yonkers	44,042,349	5,069,236	49,111,585	34,432,729	4,112,172	38,544,901
<b>HARNESS TRACKS</b>	<b>\$ 88,270,184</b>	<b>\$ 13,213,093</b>	<b>\$ 101,483,277</b>	<b>\$ 74,731,084</b>	<b>\$ 10,554,842</b>	<b>\$ 85,285,926</b>
<b>ALL TRACKS</b>	<b>\$ 422,372,655</b>	<b>\$ 292,279,630</b>	<b>\$ 714,652,285</b>	<b>\$ 376,293,824</b>	<b>\$ 279,360,377</b>	<b>\$ 655,654,201</b>

\* Simulcast Imports for NYRA tracks includes \$0 of inter-track simulcasting of NYRA racing to other NYRA tracks for 2021.

## 2022 Total Betting at New York State Race Tracks

### On-Track Betting By Breed and Location of Race

	Betting at NYS Thoroughbred Tracks	Percent of Total Thoroughbred	Betting at NYS Harness Tracks	Percent of Total Harness	Total	Percent of Total
<b>SUMMARY OF ON-TRACK BETTING</b>						
<b>LIVE RACING:</b>						
NYRA	\$ 277,000,919	45.2%	\$ -	0.0%	\$ 277,000,919	38.8%
Finger Lakes	2,065,618	0.3%	-	0.0%	2,065,618	0.3%
NYS Harness Tracks	-	0.0%	13,213,093	13.0%	13,213,093	1.8%
All Live Racing at NYS Tracks	<u>\$ 279,066,537</u>	<u>45.5%</u>	<u>\$ 13,213,093</u>	<u>13.0%</u>	<u>\$ 292,279,630</u>	<u>40.9%</u>
<b>IN-STATE SIMULCASTING BETWEEN NYS TRACKS:</b>						
NYRA	16,380,888	2.6%	23,493,272	23.1%	39,874,160	5.6%
Finger Lakes	3,592,883	0.6%	721,688	0.7%	4,314,571	0.6%
NYS Harness Tracks	9,124,490	1.5%	3,226,498	3.2%	12,350,988	1.7%
All Simulcasts from NYS Tracks	<u>\$ 29,098,261</u>	<u>4.7%</u>	<u>\$ 27,441,458</u>	<u>27.0%</u>	<u>\$ 56,539,719</u>	<u>7.9%</u>
<b>WAGERING ON NYS RACING AT NYS TRACKS</b>	<b>\$ 308,164,798</b>	<b>50.3%</b>	<b>\$ 40,654,551</b>	<b>40.0%</b>	<b>\$ 348,819,349</b>	<b>48.8%</b>
<b>WAGERING ON OUT OF STATE RACES AT NYS TRACKS:</b>						
Thoroughbred Races	305,004,210	49.7%	46,106,390	45.4%	351,110,600	49.1%
Harness Races	-	0.0%	14,722,336	14.5%	14,722,336	2.1%
All Simulcasts from Out-of-State Tracks	<u>\$ 305,004,210</u>	<u>49.7%</u>	<u>\$ 60,828,726</u>	<u>59.9%</u>	<u>\$ 365,832,936</u>	<u>51.2%</u>
<b>TOTAL BETTING AT NYS TRACKS FROM ALL SOURCES</b>	<b>\$ 613,169,008</b>	<b>100.0%</b>	<b>\$ 101,483,277</b>	<b>99.9%</b>	<b>\$ 714,652,285</b>	<b>100.0%</b>

## 2022 Thoroughbred Tracks, Harness Tracks, and OTBs

### Thoroughbred Tracks

Aqueduct Racetrack	Live Handle	Simulcast Import Handle	Total Facility Handle	Race Dates	Attendance
	\$81,632,813	\$221,735,326	\$303,368,139	112	277,533
Belmont Park	Live Handle	Simulcast Import Handle	Total Facility Handle	Race Dates	Attendance
	\$52,028,871	\$68,352,750	\$120,381,621	44	183,222
Saratoga Race Course	Live Handle	Simulcast Import Handle	Total Facility Handle	Race Dates	Attendance
	\$143,339,235	\$36,742,368	\$180,081,603	40	1,075,586
Finger Lakes Racetrack	Live Handle	Simulcast Import Handle	Total Facility Handle	Race Dates	Attendance*
	\$2,065,618	\$7,272,027	\$9,337,645	89	0

\*Attendance data not required for non-NYRA tracks.

### Harness Tracks

Batavia Downs	Live Handle	Simulcast Import Handle	Total Facility Handle	Race Dates
	\$911,501	\$1,572,009	\$2,483,510	55
Buffalo Raceway	Live Handle	Simulcast Import Handle	Total Facility Handle	Race Dates
	\$441,490	\$1,877,046	\$2,318,536	53
Monticello Raceway	Live Handle	Simulcast Import Handle	Total Facility Handle	Race Dates
	\$1,220,294	\$1,163,776	\$2,384,070	180
Saratoga Raceway	Live Handle	Simulcast Import Handle	Total Facility Handle	Race Dates
	\$3,614,889	\$33,232,137	\$36,847,026	147
Tioga Downs	Live Handle	Simulcast Import Handle	Total Facility Handle	Race Dates
	\$692,664	\$2,210,881	\$2,903,545	54
Vernon Downs	Live Handle	Simulcast Import Handle	Total Facility Handle	Race Dates
	\$1,263,019	\$4,171,986	\$5,435,005	60
Yonkers Raceway	Live Handle	Simulcast Import Handle	Total Facility Handle	Race Dates
	\$5,069,236	\$44,042,349	\$49,111,585	244
TOTAL - ALL RACETRACKS	Live Handle	Simulcast Import Handle	Total Facility Handle	Race Dates
	\$292,279,630	\$422,372,655	\$714,652,285	1,078

### OTBs

Capital OTB	In-State Handle	Out-of-State Handle	Total Handle
	\$44,493,175	\$78,643,660	\$123,136,835
Catskill OTB	In-State Handle	Out-of-State Handle	Total Handle
	\$2,497,108	\$6,086,436	\$8,583,544
Nassau OTB	In-State Handle	Out-of-State Handle	Total Handle
	\$36,876,211	\$74,172,412	\$111,048,623
Suffolk OTB	In-State Handle	Out-of-State Handle	Total Handle
	\$22,626,717	\$35,458,013	\$58,084,730
Western OTB	In-State Handle	Out-of-State Handle	Total Handle
	\$15,196,979	\$38,360,141	\$53,557,120
TOTAL - ALL OTBs	In-State Handle	Out-of-State Handle	Total Handle
	\$121,690,190	\$232,720,662	\$354,410,852

## 2022 Distribution of On-Track Betting

	NYRA	Finger Lakes	Batavia	Buffalo	Monticello	Saratoga	Tioga	Vernon	Yonkers	All NYS Tracks
Regular	\$ 217,340,857	\$ 3,046,360	\$ 712,643	\$ 674,465	\$ 353,661	\$ 10,264,589	\$ 910,985	\$ 1,471,909	\$ 13,610,035	\$ 248,385,504
Multiple	186,626,066	2,879,204	721,488	736,144	775,752	10,723,946	962,584	2,020,316	13,932,483	219,377,983
Exotic	199,864,440	3,412,081	1,041,002	889,484	1,254,657	14,990,361	1,029,976	1,942,780	21,569,067	245,993,848
Super Exotic	-	-	8,377	18,443	-	868,130	-	-	-	894,950
Total Handle	<b>\$ 603,831,363</b>	<b>\$ 9,337,645</b>	<b>\$ 2,483,510</b>	<b>\$ 2,318,536</b>	<b>\$ 2,384,070</b>	<b>\$ 36,847,026</b>	<b>\$ 2,903,545</b>	<b>\$ 5,435,005</b>	<b>\$ 49,111,585</b>	<b>\$ 714,652,285</b>
Takeout	\$ 117,300,387	\$ 1,882,017	\$ 519,677	\$ 462,698	\$ 465,382	\$ 7,283,978	\$ 573,795	\$ 1,108,032	\$ 9,981,113	\$ 139,577,079
Breakage	2,630,033	42,962	8,927	9,186	8,617	145,506	11,557	19,264	190,723	3,066,775
Total Takeout and Breakage	<b>\$ 119,930,420</b>	<b>\$ 1,924,979</b>	<b>\$ 528,604</b>	<b>\$ 471,884</b>	<b>\$ 473,999</b>	<b>\$ 7,429,484</b>	<b>\$ 585,352</b>	<b>\$ 1,127,296</b>	<b>\$ 10,171,836</b>	<b>\$ 142,643,854</b>
State Tax on Handle	\$ 6,636,698	\$ 121,356	\$ 24,992	\$ 27,186	\$ 24,606	\$ 512,963	\$ 37,708	\$ 78,175	\$ 560,155	\$ 8,023,839
State Regulatory Fee	3,622,989	56,026	14,901	13,912	14,305	221,083	17,421	32,610	294,670	4,287,917
State Tax on Breakage	962,904	18,707	3,936	3,970	4,090	58,930	5,076	7,848	79,592	1,145,053
Total Tax and Regulatory Fee	<b>\$ 11,222,591</b>	<b>\$ 196,089</b>	<b>\$ 43,829</b>	<b>\$ 45,068</b>	<b>\$ 43,001</b>	<b>\$ 792,976</b>	<b>\$ 60,205</b>	<b>\$ 118,633</b>	<b>\$ 934,417</b>	<b>\$ 13,456,809</b>
Racetrack Commission	\$ 103,705,015	\$ 1,656,703	\$ 460,112	\$ 406,733	\$ 406,056	\$ 6,322,303	\$ 495,025	\$ 952,459	\$ 8,807,261	\$ 123,211,667
Racetrack Breakage	1,667,129	24,255	4,991	5,216	4,526	86,576	6,481	11,416	111,131	1,921,721
Total to Racetrack	<b>\$ 105,372,144</b>	<b>\$ 1,680,958</b>	<b>\$ 465,103</b>	<b>\$ 411,949</b>	<b>\$ 410,582</b>	<b>\$ 6,408,879</b>	<b>\$ 501,506</b>	<b>\$ 963,875</b>	<b>\$ 8,918,392</b>	<b>\$ 125,133,388</b>
Horse Breeders Fund Share	\$ 3,335,685	\$ 47,933	\$ 19,672	\$ 14,868	\$ 20,417	\$ 227,628	\$ 23,640	\$ 44,787	\$ 319,026	\$ 4,053,656
<u>Racetrack Payouts</u>										
Paid to Simulcast Senders	\$ 17,521,419	\$ 409,378	\$ 74,356	\$ 112,396	\$ 55,089	\$ 2,077,537	\$ 116,277	\$ 212,910	\$ 2,452,450	\$ 23,031,812
Paid to NYRA and Finger Lakes			\$ 12,957	\$ 34,452	\$ 7,665	\$ 354,829	\$ 128,974	\$ 152,957	\$ 422,133	\$ 1,113,967
Gross Purses Paid	\$ 161,138,328	\$ 14,134,212	\$ 6,919,584	\$ 6,148,200	\$ 10,319,165	\$ 19,753,801	\$ 8,061,399	\$ 5,093,080	\$ 56,609,189	\$ 288,176,958
Minus Pool	\$ 340,436	\$ 2,038	\$ 1,039	\$ 493	\$ 582	\$ 54,797	\$ 510	\$ 36,873	\$ 23,526	\$ 460,294
Uncashed Tickets	\$ 1,140,192	\$ 44,308	\$ 11,084	\$ 16,105	\$ 13,618	\$ 87,217	\$ 17,860	\$ 21,865	\$ 198,599	\$ 1,550,848
State Admission Taxes	\$ 299,519					\$ 207				\$ 299,726

Note: Handle includes on-track live racing and simulcast imports of all racing.

**NYS Regional Off-Track Betting Corporations**

**2022 Distribution of Revenues**

	<u>Capital</u>	<u>Catskill</u>	<u>Nassau</u>	<u>Suffolk</u>	<u>Western</u>	<u>All Regions</u>
<b>Pari-Mutuel Revenue:</b>						
Statutory Take-Out	\$ 24,483,003	\$ 1,750,997	\$ 22,310,790	\$ 11,672,860	\$ 11,245,083	\$ 71,462,733
Breakage	500,142	34,131	418,040	205,283	161,840	1,319,436
Minus Pools	(18,226)	(1,403)	(147,389)	(4,742)	(8,732)	(180,492)
Missed Pools	(109)	-	-	2,444	-	2,335
Derived from Section 532.3.b.(iv) & 532.7	383,067	39,288	722,137	336,055	508,068	1,988,614
<b>Total Pari-Mutuel Revenue</b>	<b>\$ 25,347,877</b>	<b>\$ 1,823,013</b>	<b>\$ 23,303,578</b>	<b>\$ 12,211,899</b>	<b>\$ 11,906,259</b>	<b>\$ 74,592,626</b>
<b>Statutory &amp; Simulcast Payments</b>						
New York State (Pari-Mutuel Tax & Breakage)	\$ 890,426	\$ 63,426	\$ 774,663	\$ 458,930	\$ 454,321	\$ 2,641,766
New York State Racing & Wagering Board Regulatory Fee	738,821	51,501	664,978	348,508	321,343	2,125,152
NYS Thoroughbred Development & Breeding Fund	539,210	37,320	526,913	279,088	224,083	1,606,614
Ag. & NYS Breeding & Dev. Fund Breeders' Fund - Harness	222,449	23,158	210,171	107,204	164,485	727,467
In State Thoroughbred Tracks	5,333,471	355,800	5,361,713	2,957,727	2,136,933	16,145,645
Out of State Thoroughbred Tracks	3,832,661	249,695	3,203,721	1,554,800	1,354,687	10,195,563
In State Harness Tracks	1,832,951	210,722	1,389,043	461,682	994,498	4,888,896
Out of State Harness Tracks	203,377	28,191	223,467	103,458	227,254	785,747
Special Events	228,599	26,146	227,020	169,323	187,012	838,100
<b>Total Statutory &amp; Simulcast Payments</b>	<b>\$ 13,821,965</b>	<b>\$ 1,045,959</b>	<b>\$ 12,581,689</b>	<b>\$ 6,440,722</b>	<b>\$ 6,064,616</b>	<b>\$ 39,954,951</b>
<b>Net Pari-Mutuel Revenue</b>	<b>\$ 11,525,912</b>	<b>\$ 777,054</b>	<b>\$ 10,721,889</b>	<b>\$ 5,771,177</b>	<b>\$ 5,841,643</b>	<b>\$ 34,637,676</b>
<b>Other Revenue</b>						
Admission Income & Tax	\$ 6,911	\$ -	\$ 15,223	\$ 37,847	\$ -	\$ 59,981
Lottery Income	92,070	-	18,709	19,266	124,727	254,772
Concession Income	26,998	-	-	-	35,406	62,404
Derived from Section 509-a(3)	440,000	-	1	-	-	440,001
Transfer from Section 509 Reserve Fund	-	-	-	-	-	-
Interest Income	27,722	-	9,680	205	5,848	43,455
Enterprise Fund - Net Revenue / (Loss)	(1,118,065)	-	-	46,132,225	12,704,457	57,718,617
Other Income	3,731,484	954,591	32,809,886	3,710,361	2,386,293	43,592,615
<b>Net Revenue from Operations</b>	<b>\$ 14,733,032</b>	<b>\$ 1,731,645</b>	<b>\$ 43,575,388</b>	<b>\$ 55,671,081</b>	<b>\$ 21,098,374</b>	<b>\$ 136,809,520</b>
<b>Operating Expenses</b>						
Branch Expenses	\$ 8,231,614	\$ 668,696	\$ 14,550,370	\$ 4,803,363	\$ 6,493,280	\$ 34,747,324
General & Administrative Expenses	2,877,929	1,240,877	3,830,943	6,126,815	(219,369)	13,857,195
<b>Total Operating Expenses</b>	<b>\$ 11,109,543</b>	<b>\$ 1,909,574</b>	<b>\$ 18,381,313</b>	<b>\$ 10,930,178</b>	<b>\$ 6,273,911</b>	<b>\$ 48,604,518</b>
<b>Section 516 Net Revenues from Operations</b>	<b>\$ 3,623,489</b>	<b>\$ (177,928)</b>	<b>\$ 25,194,075</b>	<b>\$ 44,740,903</b>	<b>\$ 14,824,463</b>	<b>\$ 88,205,002</b>
Less: Section 509-a(ii) Contributions to Capital Acquisition Fund	\$ 947,825	\$ -	\$ 809,287	\$ 580,847	535,571	\$ 2,873,530
Section 509 Contributions to Reserve Fund	-	\$ -	\$ -	-	-	-
Section 527.6 Obligations	-	-	-	-	-	-
<b>Section 516 Net Revenue for Distribution</b>	<b>\$ 2,675,664</b>	<b>\$ (177,928)</b>	<b>\$ 24,384,788</b>	<b>\$ 44,160,056</b>	<b>\$ 14,288,892</b>	<b>\$ 85,331,471</b>



## NYS Regional Off-Track Betting Corporations

## 2022 Summary of Direct and Regional Payments to Tracks

	<u>Capital</u>	<u>Catskill</u>	<u>Nassau</u>	<u>Suffolk</u>	<u>Western</u>	<u>All Regions</u>
<u>New York State Thoroughbred:</u>						
NYRA:						
Aqueduct	\$ 9,761,392	\$ 574,894	\$ 11,285,717	\$ 6,907,451	\$ 2,924,990	\$ 31,454,444
Belmont	12,440,832	713,374	11,750,915	7,873,591	3,455,307	36,234,019
Saratoga	17,460,566	617,301	8,798,827	5,498,000	2,908,135	35,282,829
Total NYRA	\$ 39,662,790	\$ 1,905,569	\$ 31,835,459	\$ 20,279,042	\$ 9,288,432	\$ 102,971,292
Finger Lakes	1,448,764	88,203	1,493,096	643,072	1,561,369	5,234,504
<b>Handle on NYS Thoroughbred Tracks</b>	<b>\$ 41,111,554</b>	<b>\$ 1,993,772</b>	<b>\$ 33,328,555</b>	<b>\$ 20,922,114</b>	<b>\$ 10,849,801</b>	<b>\$ 108,205,796</b>
<u>New York State Harness:</u>						
Batavia	\$ 79,522	\$ 6,564	\$ 48,866	\$ 53,286	\$ 671,608	\$ 859,846
Buffalo	74,305	4,755	61,095	51,812	557,614	749,581
Monticello	879,765	182,214	1,639,783	648,635	1,324,151	4,674,548
Saratoga	1,215,034	42,253	573,816	238,188	606,334	2,675,625
Tioga	26,616	7,489	43,946	11,488	57,210	146,749
Vernon	131,469	6,007	50,409	28,272	101,665	317,822
Yonkers	974,910	254,054	1,129,741	672,922	1,028,596	4,060,223
<b>Handle on NYS Harness Tracks</b>	<b>\$ 3,381,621</b>	<b>\$ 503,336</b>	<b>\$ 3,547,656</b>	<b>\$ 1,704,603</b>	<b>\$ 4,347,178</b>	<b>\$ 13,484,394</b>
<b>Handle on All New York State Tracks</b>	<b>\$ 44,493,175</b>	<b>\$ 2,497,108</b>	<b>\$ 36,876,211</b>	<b>\$ 22,626,717</b>	<b>\$ 15,196,979</b>	<b>\$ 121,690,190</b>
Out-of-State Thoroughbred	\$ 67,940,206	\$ 4,620,120	\$ 63,727,408	\$ 29,420,353	\$ 26,853,993	\$ 192,562,080
Out-of-State Harness	8,056,168	1,187,656	8,041,601	4,159,199	9,519,415	30,964,039
<b>Handle on Out-of-State Tracks</b>	<b>\$ 75,996,374</b>	<b>\$ 5,807,776</b>	<b>\$ 71,769,009</b>	<b>\$ 33,579,552</b>	<b>\$ 36,373,408</b>	<b>\$ 223,526,119</b>
<u>Special Event Races:</u>						
Kentucky Derby	\$ 1,076,161	\$ 153,027	\$ 1,376,146	\$ 1,021,640	\$ 1,233,753	\$ 4,860,727
Preakness Stakes	447,827	52,443	570,586	428,137	433,282	1,932,275
Breeders Cup	1,123,298	73,190	456,671	428,684	319,698	2,401,541
<b>Handle on Special Event Races</b>	<b>\$ 2,647,286</b>	<b>\$ 278,660</b>	<b>\$ 2,403,403</b>	<b>\$ 1,878,461</b>	<b>\$ 1,986,733</b>	<b>\$ 9,194,543</b>
<b>Total NYS OTB Handle on All Tracks</b>	<b>\$ 123,136,835</b>	<b>\$ 8,583,544</b>	<b>\$ 111,048,623</b>	<b>\$ 58,084,730</b>	<b>\$ 53,557,120</b>	<b>\$ 354,410,852</b>

## NYS Regional Off-Track Betting Corporations Supplemental Information/Definitions

**Revenue:**

**Enterprise Fund:** Net revenue or loss from the corporations business enterprise. For Capital OTB the amount relates to the operation of a simulcast television channel. For Western OTB the amount relates to the operation of Batavia Downs Racetrack and Video Gaming Facility. For Suffolk OTB the amount relates to the operation of a Video Gaming Facility.

**Operating Expenses:**

**GASB 75:** Certain expense include amounts relating to the Government Accounting Standards Board Statement 75 (GASB 75). GASB 75 requires the recognition of Other Post Employment Benefits (OPEB).

<u>Expense</u>	<u>Capital</u>	<u>Catskill</u>	<u>Nassau</u>	<u>Suffolk</u>	<u>Western</u>	<u>Total</u>
Enterprise Fund	\$ -	\$ -	\$ -	\$ (214,524)	\$ (2,664,392)	\$ (2,878,916)
Branch Expenses	-	-	376,768	(11,783)	(1,851,527)	(1,486,542)
General & Administrative	(22,375)	21,346	118,979	(408,996)	-	(291,046)
Total	<u>\$ (22,375)</u>	<u>\$ 21,346</u>	<u>\$ 495,747</u>	<u>\$ (635,303)</u>	<u>\$ (4,515,919)</u>	<u>\$ (4,656,504)</u>

**Section 516 Net Revenue Available for Distribution:** Amounts available after payment of allowable expenses that must be distributed to participating localities on a quarterly basis.

**General Notes:**

Reference to "section" relates to sections within the New York State Racing, Pari-Mutuel Wagering and Breeding Law.

**Distributable Surcharge**

In addition to Section 516 Net Revenue, corporations are required to distribute surcharge levied on winning payoffs to participating and other localities on a monthly basis. The following is a summary of the surcharge available for distribution as of 12/31/2022 for each corporation.

	<u>Capital</u>	<u>Catskill</u>	<u>Nassau</u>	<u>Suffolk</u>	<u>Western</u>	<u>Total</u>
Participating Localities	\$ 611,862	\$ 60,487	\$ 1,147,254	\$ 547,391	\$ 706,720	\$ 3,073,714
Other Localities	227,651	21,199	425,103	211,337	188,508	1,073,798
Total Surcharge	<u>\$ 839,513</u>	<u>\$ 81,686</u>	<u>\$ 1,572,357</u>	<u>\$ 758,728</u>	<u>\$ 895,228</u>	<u>\$ 4,147,512</u>

The above does not include surcharge retained by the corporation for corporate purposes or the capital acquisition fund.

Participating Localities are local governments within the Off-Track Betting Region that have elected to participate under Section 502 of the Racing, Pari-Mutuel Wagering and Breeding Law. Other Localities are local governments which have racetracks located within their borders and receive a portion of the surcharge.

## 2022 Nationwide Thoroughbred Purses

State/Province	Number of Races	Gross Purses*	Starters	Starts	Average Field	Average Starts Per Runner
New York	2,589	183,468,778	5,093	19,002	7.3	3.7
California	3,011	143,021,613	4,694	21,101	7.0	4.5
Kentucky	1,813	206,330,131	6,456	15,913	8.8	2.5
Florida	2,812	103,907,050	6,320	22,040	7.8	3.5
Pennsylvania	3,427	98,143,124	4,938	23,400	6.8	4.7
Louisiana	2,824	77,384,350	4,964	20,901	7.4	4.2
Maryland	1,571	69,179,297	3,363	11,644	7.4	3.5
Ohio	2,359	60,465,625	3,426	16,282	6.9	4.8
West Virginia	2,427	51,183,040	3,596	16,532	6.8	4.6
Arkansas	609	44,739,840	2,088	5,423	6.4	8.9
Indiana	965	32,539,605	2,401	7,559	11.6	7.8
New Jersey	656	32,903,890	1,930	4,826	7.4	2.5
Illinois	1,002	23,456,627	1,538	6,791	12.8	6.8
Texas	858	24,876,496	1,947	6,600	7.7	3.4
Oklahoma	975	25,812,271	2,025	7,176	10.8	7.4

\* Data provided courtesy of The Jockey Club. Purses include monies not won and returned to state breeders or other funds. Not all states are presented.

## 2022 Nationwide Harness Purses

State	Gross Purses Paid	Purse Races	Average Purses*	Starters	Earnings Per Starter	Average Won by Trotter	Average Won by Pacer
<b>New York</b>	<b>\$111,990,218</b>	<b>8,334</b>	<b>\$13,438</b>	<b>4,951</b>	<b>\$22,620</b>	<b>\$22,121</b>	<b>\$22,839</b>
Ohio	\$87,396,631	6,622	\$13,198	4,897	\$17,847	\$17,669	\$17,923
Pennsylvania	\$76,682,748	5,785	\$13,255	5,483	\$13,986	\$14,780	\$13,531
New Jersey	\$39,114,369	2,057	\$19,015	2,838	\$13,782	\$18,645	\$11,557
Indiana	\$36,548,758	2,217	\$16,486	2,218	\$16,478	\$18,607	\$15,364
Delaware	\$30,465,470	1,982	\$15,371	1,644	\$18,531	\$18,220	\$18,617
Massachusetts	\$16,096,417	1,096	\$14,687	972	\$16,560	\$18,475	\$15,797
Kentucky	\$22,821,100	727	\$31,391	1,247	\$18,301	\$21,600	\$16,063
Maryland	\$11,732,969	1,355	\$8,659	1,162	\$10,096	\$11,224	\$9,867
Florida	\$4,518,799	571	\$7,914	479	\$9,434	\$9,793	\$9,212
Illinois	\$8,212,081	725	\$11,327	873	\$9,407	\$11,230	\$8,716
Maine	\$5,231,833	972	\$5,383	666	\$7,856	\$7,974	\$7,828
Minnesota	\$6,189,094	500	\$12,378	393	\$15,748	\$19,613	\$14,482
Michigan	\$6,582,186	736	\$8,943	652	\$10,095	\$10,620	\$9,922
California	\$2,427,175	456	\$5,323	334	\$7,267	\$9,309	\$7,178

Data is provided courtesy of the U.S. Trotting Association. Data reflects pari-mutuel meets only. Not all states are represented.

## Office of Equine Medicine

### **Scott E. Palmer, VMD** **Equine Medical Director**

Scott E. Palmer, VMD, a renowned veterinarian with more than three decades of experience in providing medical care for horses, oversees the health and safety of horses at all New York State Thoroughbred and Standardbred (harness) racetracks.

As New York's Equine Medical Director, Dr. Palmer is responsible for all aspects of equine health, safety, and welfare at New York racetracks and advises the Gaming Commission on equine medication policies as well as the safety and condition of racetrack facilities and surfaces. He supervises all on-track regulatory veterinarians as well as the New York State Equine Drug Testing Program laboratory. He oversees equine testing procedures, ensures compliance with regulatory veterinary protocols, investigates incidents, and monitors the Gaming Commission's necropsy program.

Dr. Palmer also serves as an Adjunct Professor at Cornell University's College of Veterinary Medicine, where he is responsible for developing and coordinating continuing education programs for veterinarians and trainers related to medication and equine injuries. He coordinates research on equine sports medicine topics and collaborates with faculty on epidemiological studies to analyze equine safety issues. Since his graduation from the University of Pennsylvania School of Veterinary Medicine in 1976, Dr. Palmer has worked as a staff clinician at the New Jersey Equine Clinic, serving as the Hospital Director since 1997. He is a two-time recipient of the New Jersey Equine Practitioners Veterinarian of the Year award, as well as a recipient of the AAEP President's Award in 2009 and the AAEP Distinguished Service Award in 2010.

Dr. Palmer is board certified in equine practice by the American Board of Veterinary Practitioners. He has authored dozens of peer-reviewed publications and is a featured speaker at veterinary conferences worldwide. He is a member of several professional organizations and has held leadership positions in many, including the American Veterinary Medical Association, the American Association of Equine Practitioners, the American Board of Veterinary Practitioners, the New Jersey Veterinary Medical Association, and the New Jersey Association of Equine Practitioners.

Dr. Palmer chaired the New York Task Force on Racehorse Health and Safety, which was formed in 2012 in the wake of 21 equine fatalities during Aqueduct's 2011-12 Winter Meet. The New York State Equine Medical Director position was established in 2013 as a key recommendation of that Task Force. Dr. Palmer serves as a Board Member for the NTRA Safety and Integrity Alliance Advisory Board and the Thoroughbred Charities of America. He previously served on the ARCI Special Task Force on Medication and chaired the International Summit on Race Day Medication as well as the Ad-Hoc RMTC Committee on Race Day Security and served two terms as a member of the Grayson-Jockey Club Research Advisory Committee.

## Equine Drug Testing

Equine drug testing is mandated by Racing, Pari-Mutuel Wagering and Breeding Law Section 902.

The Equine Drug Testing Program (EDTP) for Thoroughbred and harness racing in New York State is performed by Morrisville State College under contract with New York State. The EDTP at Morrisville State College continues to be one of the leading equine drug testing programs in the world.

When the EDTP detects and confirms the presence of a prohibited substance, the laboratory immediately informs the Division of Horse Racing and Pari-Mutuel Wagering staff and the Commission's General Counsel's office. Division staff will immediately inform the steward or presiding judge at the racetrack where the horse's sample originated, along with other appropriate Commission staff. An investigation into the matter is begun after the steward or presiding judge identifies the horse and its trainer.

The steward or presiding judge matches the sample identifying numbers to the previously locked documentation of collected samples. After identification, investigation into the circumstances, including interviews with involved parties, begins. The trainer is afforded the option of having a residual sample of the original, if available, tested at an approved laboratory of his or her choice at his or her expense. After the investigation is completed and all other information is gathered and studied, the licensee, if appropriate, is assessed a penalty by the State steward or presiding judge. The licensee may challenge the penalty through a hearing process. After receipt of the hearing officer's completed report, the Commission renders a decision.

A listing of commonly used medicines in the equine racing world is contained within the applicable rules. Also contained are the number of hours "out" (before race day) that these listed drugs may be administered. The only allowable medication on race day in New York is furosemide. Furosemide is permitted to be administered only to horses properly enrolled in a furosemide medication program.

### 2022 Summary Post-Race Drug Report

Race Day Positives*	Standardbred	Thoroughbred	Total
ALTRENOGEST	1	0	1
CAFFEINE	1	0	1
FLUMETHASONE	2	0	2
FLUNIXIN	1	1	2
FLUTICASONE PROPIONATE	3	0	3
FUROSEMIDE	2	0	2
MELOXICAM	0	1	1
METHOCARBAMOL	3	2	5
METHYLPREDNISOLONE	2	0	2
PARAMETHASONE	0	1	1
PHENYLBUTAZONE	3	10	13
TESTOSTERONE	3	0	3
<b>TOTAL</b>	<b>21</b>	<b>15</b>	<b>36</b>

\* Includes Sire Stakes County Fair Series

## Division of Lottery

The Division of Lottery is responsible for the administration of all traditional lottery games.

### Traditional Lottery Games

The New York Lottery offers players the chance to participate in various Draw and Scratch-off games through a network of licensed sales agents. Offerings include nine draw games as well as the introduction of approximately 40 new instant games each year. The wide variety of Lottery games offer different methods of play, ranges of jackpot prizes, and convenience aspects that make playing the games fun, easy, and exciting entertainment.

#### MULTI-JURISDICTIONAL DRAW GAMES

**MEGA MILLIONS** is a multi-jurisdictional high jackpot game in which the New York Lottery participates with 47 other U.S. lottery jurisdictions. Draws are held twice per week, every Tuesday and Friday. Mega Millions is also available by subscription. The largest advertised FY22-23 Mega Millions jackpot was \$1.350 Billion.

**POWERBALL** is a multi-jurisdictional high jackpot game in which the New York Lottery participates with 48 other U.S. lottery jurisdictions. Draws are held three times per week, every Monday, Wednesday and Saturday. The largest advertised FY22-23 Powerball jackpot was \$2.04 Billion.

**CASH4LIFE** is a multi-jurisdictional “for life” game in which New York Lottery participates with 10 other U.S. lottery jurisdictions. Draws are held nightly.

#### NEW YORK DRAW GAMES

**LOTTO** is a jackpot game. Draws are held twice per week, every Wednesday and Saturday. Lotto is also available by subscription. The largest advertised FY22-23 Lotto jackpot was \$18.9 Million.

**PICK 10** is a daily draw game with a chance to win up to \$500,000.

**TAKE 5** is a parimutuel game drawn twice daily. An add-on Instant Win feature allows players to win instantly.

**NUMBERS and WIN 4** are lower top prize New York daily games, drawn twice daily. An add-on Instant Win feature allows players to win instantly.

**QUICK DRAW and MONEY DOTS** are social games with draws held every four minutes on a daily basis except for the half-hour from 3:30 a.m. to 4:00 a.m.

#### SCRATCH-OFF GAMES

Scratch-Off Games are played by scratching a covering from pre-printed tickets to reveal prizes. There are a large variety of themes and price points available with up to 55 games for sale at any given time in FY22-23.

### Lottery Sales Agents

The Division’s network of nearly 14,000 licensed sales agents brings Lottery games to New Yorkers 18 years of age or older across the State. Sales agents earn 6% commission on Lottery sales.



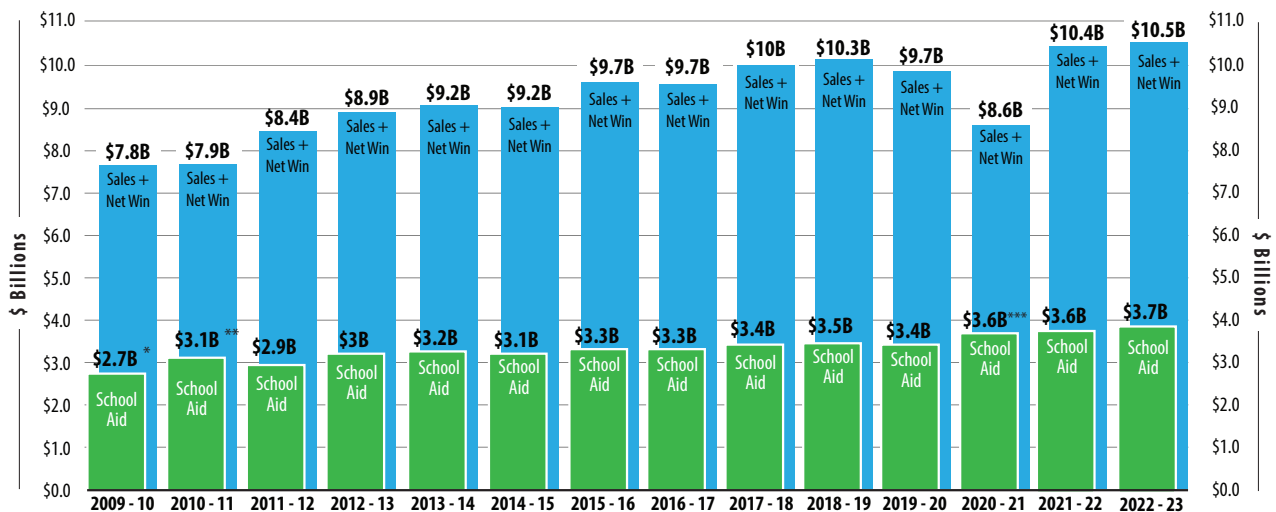
## Fiscal Year 2022-2023 Year-End Review



**Gaming  
Commission**

The New York State Gaming Commission Division of Lottery and Video Lottery Gaming operations finished fiscal year 2022-23 with \$10.5 billion in combined sales and net win, and Aid to Education of \$3.7 billion for New York k – 12 public schools.

### LEADING THE NATION IN AID TO EDUCATION



\* Includes a one-time gain from investment bond swaps of \$63.1 million.

\*\* Includes a \$380 million licensing fee from Resorts World New York and a one-time gain from investment bond swaps of \$15.3 million.

\*\*\* Includes a one-time Lottery Aid Guarantee transfer in the amount of \$692.8 million to offset Covid-19 related revenue decline.

### FUNDS RAISED BY GAME/VIDEO LOTTERY FACILITY

#### Jackpot Games



Total Sales:  
\$492,300,632  
Education Aid:  
\$198,818,554



Total Sales:  
\$516,866,283  
Education Aid:  
\$208,739,539



Total Sales:  
\$119,468,369  
Education Aid:  
\$48,248,015



Total Sales:  
\$65,863,492  
Education Aid:  
\$33,185,714

#### Daily Games



Total Sales:  
\$886,179,097  
Education Aid:  
\$446,506,637



Total Sales:  
\$930,000,310  
Education Aid:  
\$468,586,217



Total Sales:  
\$210,374,463  
Education Aid:  
\$105,998,431



Total Sales:  
\$34,861,068  
Education Aid:  
\$17,564,958



Total Sales:  
\$630,052,031  
Education Aid:  
\$191,445,077

#### Scratch-Off Games



Total Sales:  
\$4,406,338,198  
Education Aid:  
\$951,949,532

#### Video Gaming Facilities



Net Win: \$78,852,421  
Education Aid: \$32,041,255



Net Win: \$613,620,890  
Education Aid: \$319,907,932



Net Win: \$118,041,084  
Education Aid: \$45,292,092



Net Win: \$72,242,292  
Education Aid: \$25,743,150



Net Win: \$259,985,725  
Education Aid: \$121,242,937



Net Win: \$264,735,259  
Education Aid: \$123,457,856



Net Win: \$20,571,868  
Education Aid: \$8,770,705



Net Win: \$652,626,747  
Education Aid: \$271,717,617



Net Win: \$142,518,980  
Education Aid: \$55,311,045



Net Win: \$29,271,115  
Education Aid: \$10,734,565

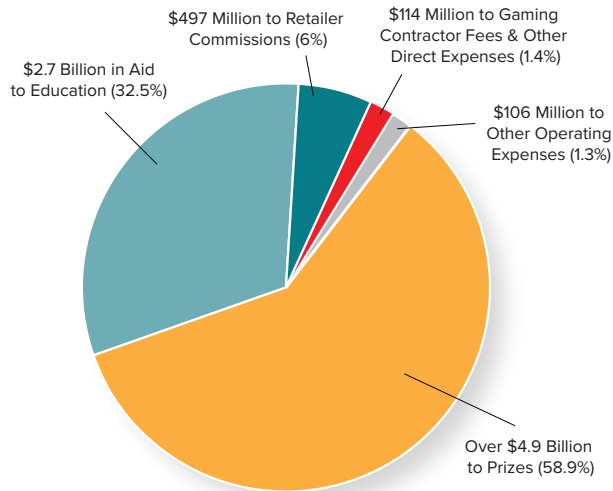
**WHERE DO LOTTERY DOLLARS GO?**



**Total New York Lottery Sales & VLT Net Win: \$10.5 Billion - Aid to Education: \$3.7 Billion**

**Traditional Lottery (FY 2022-2023)**

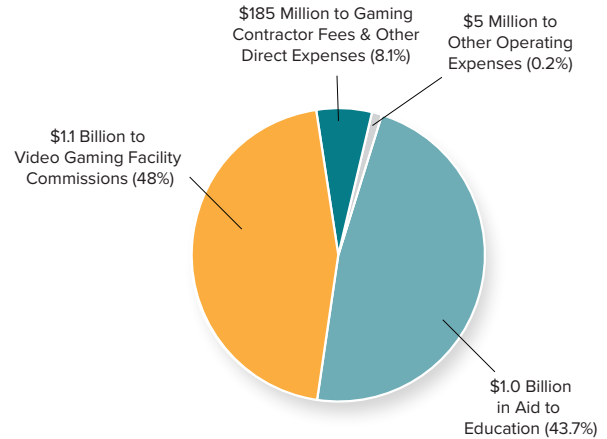
**\$8.3 Billion in Sales**



**Video Lottery Gaming (FY 2022-2023)**

**\$2.3 Billion in Video Gaming Net Win**

Video Gaming Net Win	
Credits Played	\$38.6 Billion
Credits Won	\$36.4 Billion
Net Win	\$2.3 Billion




**LOTTERY AID TO EDUCATION BY COUNTY (FY 2022-2023)**

Albany	\$68,213,798.09
Allegany	\$16,267,980.07
Broome	\$58,732,038.18
Cattaraugus	\$29,416,811.90
Cayuga	\$19,189,147.87
Chautauqua	\$42,512,414.33
Chemung	\$25,661,016.96
Chenango	\$18,613,644.67
Clinton	\$23,474,482.37
Columbia	\$7,491,661.07
Cortland	\$13,743,875.27
Delaware	\$9,407,294.56
Dutchess	\$63,392,233.82
Erie	\$265,298,484.20
Essex	\$4,470,282.20
Franklin	\$15,501,870.99
Fulton	\$16,254,460.52
Genesee	\$17,559,138.35
Greene	\$8,800,813.53
Hamilton	\$151,207.81
Herkimer	\$21,502,146.25

Jefferson	\$37,800,491.18
Lewis	\$8,769,513.00
Livingston	\$15,864,381.01
Madison	\$19,693,851.02
Monroe	\$235,033,470.77
Montgomery	\$18,150,877.88
Nassau	\$239,826,389.05
New York City*	\$1,070,470,430.17
Niagara	\$63,082,337.48
Oneida	\$80,227,794.86
Onondaga	\$150,386,374.65
Ontario	\$29,370,966.57
Orange	\$125,279,486.92
Orleans	\$13,741,223.98
Oswego	\$43,891,427.42
Otsego	\$13,331,512.79
Putnam	\$19,454,011.12
Rensselaer	\$41,932,057.97
Rockland	\$54,349,981.50
St Lawrence	\$35,483,700.69
Saratoga	\$48,856,431.12

Schenectady	\$48,224,180.46
Schoharie	\$8,014,819.53
Schuyler	\$3,455,613.10
Seneca	\$8,831,959.35
Steuben	\$33,073,329.56
Suffolk	\$359,484,595.79
Sullivan	\$18,006,984.49
Tioga	\$17,281,555.92
Tompkins	\$16,951,528.72
Ulster	\$38,035,214.94
Warren	\$12,520,183.08
Washington	\$18,308,910.08
Wayne	\$30,828,783.26
Westchester	\$154,983,517.18
Wyoming	\$8,606,454.16
Yates	\$2,720,849.58



The above amounts are based on the New York State Education Department's Division of Aid to Localities for Education from the State Lottery Fund as required by law. For a complete listing visit [nyslotttery.ny.gov](http://nyslotttery.ny.gov).

Lottery revenue is distributed to local school districts by the same statutory formula used to distribute other state aid to education. It takes into account both a school district's size and its income level; larger, lower-income school districts receive proportionately larger shares of Lottery school funding.

\*Includes Bronx, Kings, New York, Queens and Richmond Counties.



## Minority- and Women-Owned Businesses

Pursuant to Article 15-A of the Executive Law and Parts 140 through 144 of Title 5 of the New York Codes, Rules and Regulations concerning Minority- and Women-Owned Business Enterprises (MWBE) and Article 3 of the Veterans' Services Law for Service-Disabled-Veteran-Owned Businesses (SDVOB), the Commission is eager to promote and encourage the enhancing of economic opportunities for MWBE and SDVOB firms. The Commission's goal for MWBE procurement is 30%, and the goal for SDVOB procurement is 6% of all State contracts. The Commission reached a 25.37% goal for MWBE and a 15.93% goal for SDVOB.

Commission regulations (9 NYCRR § 5311) also require commercial casinos to develop a utilization plan and quarterly reporting while tasking the Commission with monitoring the effectiveness of such plans. The Commission established the Contract Compliance Office to help MWBE's and SDVOB's find contract opportunities, as well as assist in setting these goals in our agency contracts. The Office also provides guidance and assistance to the commercial casinos to find opportunities for MWBE's.

MWBE FY2022-23	TOTAL MWBE'S	TOTAL \$
Gaming Commission	58	\$35,074,443.68
Commercial Gaming	11	\$3,283,954.00
<b>TOTAL</b>	<b>69</b>	<b>\$38,358,397.68</b>

SDVOB's FY2022-23	TOTAL MWBE'S	TOTAL \$
Gaming Commission	2	\$266,951.00
<b>TOTAL</b>	<b>2</b>	<b>\$266,951.00</b>

## Bureau of Licensing

New York State requires the majority of operators, agents and employees associated with in-state horse racing; traditional and video lottery gaming; commercial gaming; and sports wagering activities to be licensed. The Commission's Licensing Bureau reviews every application before a license is issued. By statute, fingerprinting is required of each applicant. Where it is believed that an applicant's background or licensee's conduct may warrant a finding that the applicant's actions would be inconsistent with the public interest or the best interest of New York's gaming operations, a thorough investigation is conducted before action is taken in the form of a license denial, suspension, or revocation.

### 2022 Horse Racing and Pari-Mutuel Wagering Licenses Granted

Occupation	Harness	Thoroughbred	Total
APPRENTICE JOCKEY	0	12	12
ASST. TRAINER	0	154	154
AUTHORIZED AGENT	0	61	61
CLEANING SERVICE	82	50	132
DRIVER	202	0	202
EXERCISE RIDER	0	368	368
FARRIER	23	22	45
FOOD SERVICE	137	54	191
GAP ATTENDANT	0	1	1
GENERAL SERVICES	343	340	683
GROOM	842	1071	1913
JOCKEY	0	92	92
JOCKEY AGENT	0	17	17
MUTUEL CLERK	53	237	290
OWNER ORIGINAL	207	642	849

Occupation	Harness	Thoroughbred	Total
OWNER RENEWAL	1381	2062	3443
PEACE OFFICER	45	111	156
PRIVATE TRAINER	1	2	3
PROVISIONAL DRIVER	42	0	42
QUALIFIER DRIVER	21	0	21
RACING OFFICIAL	1	48	49
SECURITY	139	106	245
STABLE EMPLOYEE	0	860	860
TOTE EMPLOYEE	442	441	883
TOTE OFFICER	22	23	45
TOTE OTB	1	0	1
TRACK MGT.	68	14	82
TRAINER	516	220	736
VETERINARIAN	21	31	52
<b>TOTALS</b>	<b>4589</b>	<b>7039</b>	<b>11628</b>

## 2022 Commercial Casino Licenses Granted

License Type	Number Issued
Non-Gaming	578
Gaming	709
Key	77

## 2022 Indian Gaming Certifications Issued

License Type	Oneida	Seneca	Mohawk
Non-Gaming	881	189	0
Gaming	541	422	0
Key Gaming	14	50	1
Non-Key Gaming	0	0	218

## 2022 Video Lottery Licenses Issued

License Type	Number Issued
Service level	626
Gaming level	652
Key level	260

## 2022 Lottery Licenses Issued

License Type	Number Issued
New Retailer	845

## 2022 Charitable Gaming Licenses Issued

License Type	Number Issued
Supplier	38

## Responsible Gaming

The Commission is a founding member of New York's Responsible Play Partnership (RPP), which also includes the New York State Office of Alcohol and Substance Abuse Services and the New York Council on Problem Gambling. The goal of the partnership is to address the issues surrounding problem gambling, promote responsible gaming practices, and ensure help is available for those who need it. For gaming venues, this includes undertaking proper outreach measures in addition to ensuring compliance with all rules and regulations. For the Commission, this includes incorporating global Responsible Gaming best practices into the daily operations of all Divisions and committing ourselves to continuous improvement in all fundamental areas, including problem gambling/underage play prevention, voluntary self-exclusion and responsible play/gifting/sales messaging. The Commission is charged with developing and distributing problem gambling/responsible gaming messaging on a regular basis to all New Yorkers.

### 2022 RPP advocacy campaign:

In Fiscal Year 2022-23, the RPP debuted its "Responsible Gifting is Always a Bright Idea" and "Responsible Play is Always a Bright Idea" advocacy campaigns to initiate behavioral change among New Yorkers who may be accustomed to gifting lottery tickets or other gambling instruments to family and friends regardless of age at various times during the year, not just the holidays.

The Bright Idea series, an evergreen take on the National Council on Problem Gambling's perennial Gift Responsibly campaign, was designed to serve as a year-round reminder that Lottery products should be gifted only to adults, by other adults.

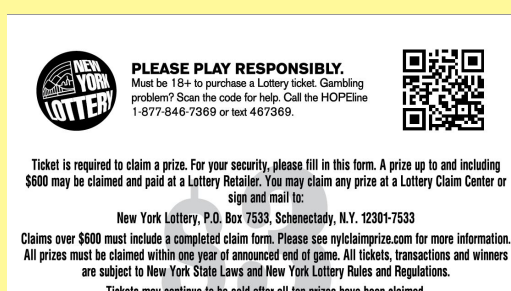

The campaign was subsequently expanded to include specific messaging for players. The resulting PSA promoted responsible gambling practices that allow players to enjoy gambling as an entertainment choice while emphasizing those elements of positive play – setting time and budget limits, knowing the odds, playing with friends, etc. – that optimize the experience.



### World's First RG Quick Response (QR) Code

In 2022, The Commission's Division of Lottery became the first in the world to print a dynamic RG Quick Response (QR) Code (or its URL equivalent) on Lottery tickets (see below).

The innovation provides players with a prime opportunity to connect with a problem gambling-certified treatment professional in real time. The QR Code is now a standard element on most Commission-approved point-of-sale signage and advertising as well as the State's official Request for Statewide Voluntary Self-Exclusion.



## Rulemaking

The Commission's Office of Counsel provides legal advice to ensure compliance with legal requirements and to reduce exposure to legal risks and liabilities. The Office represents the Commission as legal counsel in governmental and judicial proceedings and advocating and defending its interests in those proceedings. In addition, the Office of Counsel manages the Commission's rulemaking activities across all Divisions.

### Rules adopted in 2022:

SGC #	Name of Rule	Adopted at Gaming Commission Meeting	NYS Register Effective Date
SGC-37-21-00017-P	Serving Thoroughbred suspensions	February 28	March 16
SGC-02-22-00003-P	Charitable gaming implementation and updates (internet raffles)	March 28	April 15
SGC-13-22-00001-P	Coupling of entries in Thoroughbred racing	June 29	July 20
SGC-13-22-00003-P	Charitable gaming implementation and updates (games of chance) (consensus)	June 29	July 20
SGC-13-22-00004-P	Charitable gaming implementation and updates (raffles) (consensus)	June 29	July 20
SGC-13-22-00005-P	Racing license hearing requests and service methods	June 29	July 20
SGC-30-22-00011-P	Jockey agent licensing	October 3	October 19
SGC-30-22-00012-P	Equipment weighed with jockeys	October 3	October 19
SGC-36-22-00003-P	Substitute stewards (consensus)	December 12	December 28
SGC-40-22-00009-P	Casino licensing amendments	December 12	December 28
SGC-40-22-00010-P	Claiming rules and ineligible claimants in Thoroughbred racing	December 12	December 28
SGC-50-22-00008-P	Lottery courier service advertising	Feb 27, 2023	Mar 15, 2023

### Explanation of 2022 Rulemaking

**SGC-37-21-00017-P — Serving Thoroughbred suspensions.** The Commission adopted a rule to allow for discretion to order that a penalty on a jockey in Thoroughbred racing be served, in whole or in part, at a subsequent race meeting at the same track.

**SGC-02-22-00003-P — Charitable gaming implementation and updates (internet raffles).** The Commission adopted rules regulating Internet raffles in charitable gaming.

**SGC-13-22-00001-P — Coupling of entries in Thoroughbred racing.** The Commission adopted rule amendments to remove the requirement to couple entries in Thoroughbred racing with jockeys with relationships among them or with other participants in the race.

**SGC-13-22-00003-P — Charitable gaming implementation and updates (games of chance).** The Commission adopted, through consensus rulemaking, updates to rules governing charitable gaming games of chance.

**SGC-13-22-00004-P — Charitable gaming implementation and updates (raffles).** The Commission adopted, through consensus rulemaking, updates to rules governing charitable gaming raffles.

**SGC-13-22-00005-P — Racing license hearing requests and service methods.** The Commission adopted rules concerning hearing request notices and service methods in agency adjudications involving horse racing.

**SGC-30-22-00011-P — Jockey agent licensing.** The Commission adopted amendments to rules concerning license requirements for a jockey's agent, to align with an applicant's potential to perform the role and align with model rules.

**SGC-30-22-00012-P — Equipment weighed with jockeys.** The Commission adopted amendments to rules concerning items weighed with a jockey in Thoroughbred racing.

**SGC-36-22-00003-P — Substitute stewards.** The Commission, through consensus rulemaking, amended its rule concerning substitute stewards, to align with statute.

**SGC-40-22-00009-P — Casino licensing amendments.** The Commission adopted amendments to its rules concerning licensing and registration of gaming facility employees and vendors to clarify certain standards and increase discretion to grant waivers in certain circumstances.

**SGC-40-22-00010-P — Claiming rules and ineligible claimants in Thoroughbred racing.** The Commission amended its Thoroughbred racing claiming rules to establish procedures for identifying ineligible claimants and to establish a more efficient process for resolving challenges to claims.

**SGC-50-22-00008-P — Lottery courier service advertising.** The Commission adopted rules for the regulation of advertising by licensed lottery courier services.